

[admin](#), [calpads](#), [state reporting](#), [fall 2](#), [video](#), [webinar wednesday](#)

CALPADS: Fall 2 Submission

[calpads-fall2-20200212.mp4](#)

Fall 2 is a CALPADS submission that includes data to be used by the CDE to create reports on **student course enrollments**, **staff assignments**, and **English Learner (EL) services**.



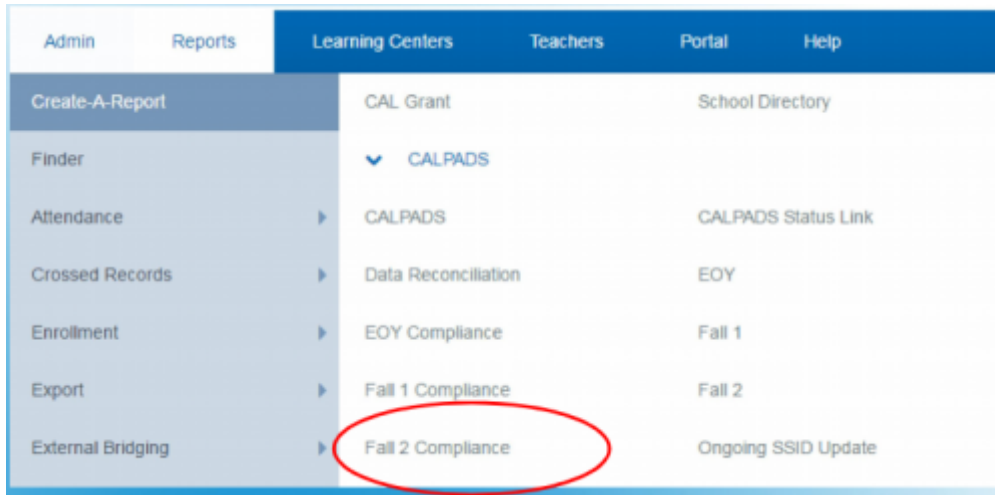
Fall 2 data certified is as-of Census Day. For the **2016/2017** school year, Census Day was **10/5/2016**

Outline of Fall 2

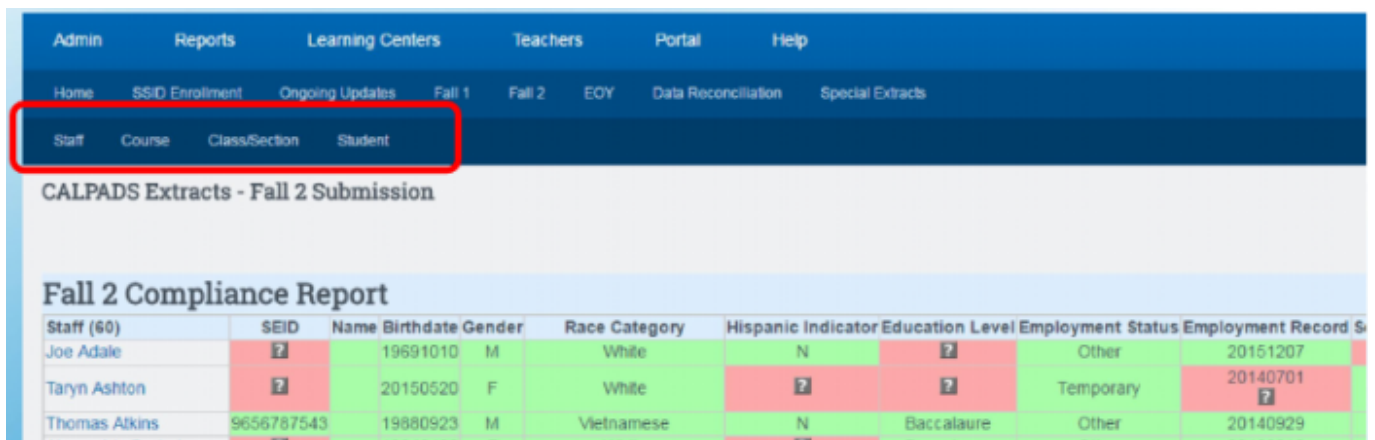
1. Prepare Fall 2-related data in the SIS by using the provided compliance report (**Reports > State/Federal > CALPADS > Fall 2 Compliance**)
2. Download Fall 2 data extracts from Fall 2 area of SIS (**Reports > State/Federal > CALPADS > Fall 2**)
3. Upload Fall 2 data from SIS to CALPADS.
4. Verify Fall 2 data in CALPADS using certification reports.
5. Resolve any anomalies and/or certification errors in CALPADS
6. Review all certification reports to verify data is correct
7. Certify Level 1
8. Share certification reports with key staff for review to ensure accurate reporting.
9. Certify Level 2
10. Let your Account Manager at School Pathways know you are certified.

Fall 2 Compliance Report

The Fall 2 Compliance Report is used to verify data **before** submitting files to CALPADS.

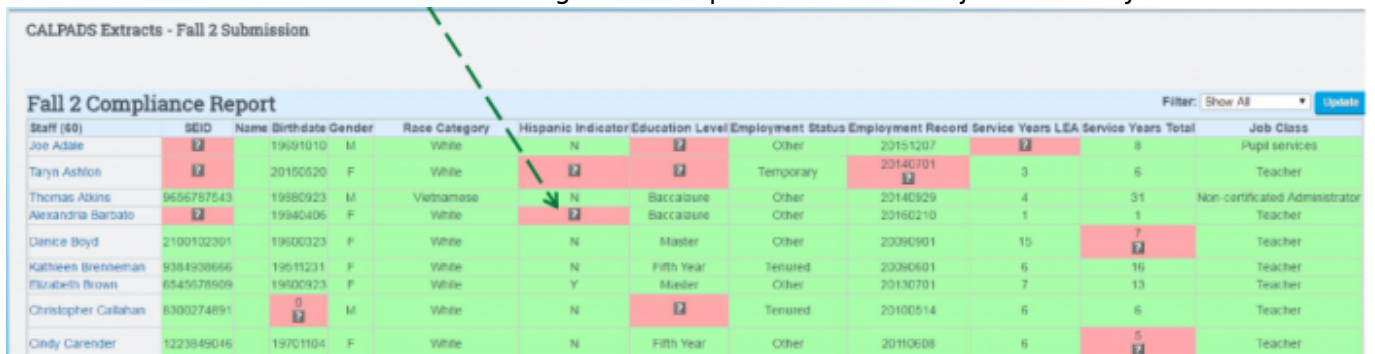


There are **four** tabs included in this report which show different areas which will be reported to CALPADS.



Staff Tab

Any field in **RED** indicates either missing data or data that has been flagged as invalid. Click on the staff name in the leftmost column to navigate to the problem field to adjust the entry.



Once the Staff Tab has been cleared of all red fields, advance to the next tab.

Course Tab

The **Course** tab reflects all active courses from your course catalog along with required data fields.

Adjust any **RED** fields by clicking on the title of the course and inputting or adjusting needed data.

CALPADS Extracts - Fall 2 Submission

Fall 2 Compliance Report Filter: Show All

Course (110)	State Code	Local Code	NCLB Core	Non-Std Course Level	UCIA-G	Independent Study	Distance Learning	Instruct. Strategy	EL Service	Language of Instruction	Career Tech	Course Content	Fund Source
Algebra 1A	2403	IS2403-1	S		N	Y	N		None		N		
Biology A	2603	IS2603-1	S		N	Y	N		None		N		
Comprehensive English A	2101	2101	N		N	N	N		None		N		
Earth Science A	2618	2618-1	S		N	N	N		None		N		
English 9A	2130	IS2130-1	S		N	Y	Y		None		N		
Physical Education 3A	2915	IS2915-1	S		N	Y	N		None		N		
Technology 1A	2450	IS2450-1	S		N	Y	N		None		Y	IS	
Astronomy A	2600	2600-1	S		N	N	N		None		N		
Language Arts	1001	E-IS1001-1	E		N	Y	N		None		N		

If you see a flag in the **Fund Source** column, this indicates that you have selected an invalid combination of state course code and course fund provider code. Review these fields in your catalog to make sure they are set correctly.

Once the Course Tab has been cleared of all red fields, advance to the next tab.

Class/Section Tab

The **Class/Section** tab shows all classes taken by students who were enrolled on Census Day. This page indicates the source (ReportWriter/Learning Center), Section Number, Term (Semester 1), Instructor, and which course code the class is linked to.

Class	Source	Section	Term	Instructor	Multiple Teacher Enrolled	Matched Course Name	Matched Course Code
Algebra 1A	PLS	ABAR3B71P	S1	Barbato, A.	No	Algebra 1A	IS2403-1
Technology 1A	LC	?	S1	J. J.	No	Technology 1A	2450-1
Algebra Review	LC	1	?	ni. C.	No	Algebra Review	2402-R1
Keyboarding 2	RW	?	S1	Rodriguez, M.	No	?	?

- 1** If the Section number field is **RED**, make the adjustment in the Learning Center class EDIT page.
- 2** If a class section has a **RED ?** under the "Matched Course Name" column this indicates that the class needs to be matched to a course code either in ReportWriter (if its an RW class) or within the LC class set-up page.
- 3** If the Term field for a LC class is **RED** you can adjust this under your Learning Center Management page. Option – Define a Course Registration Window.

Once the Class/Section tab has been cleared of all red fields, advance to the next tab.

Student Tab

The **Student** tab shows all students who will be reported along with their class count. If you see a student with **Class Count** marked as a **RED 0**, this means the student was enrolled on Census Day, but the SIS is showing **0** classes for the student.

Fall 2 Compliance Report

Student (265)	Local ID	State ID	Birthdate	Gender	Gradelevel	Class Count	Classes
Abercrombie, Carly	78924		20070215	F		0 ?	
Abney, John	78698	1014164548	20070220	M	4	5	
Abney, Kristen	78673	8947982374	20060228	F		0 ?	
Abney, Tamara	78567	3338889996	20060214	F		0 ?	
Acosta, Teagan	78774		20000830	M	7	4	
Akuni, Christian	78485	4448881112	20021023	M	8	5	
Alcala, Jessica	78568	2223334441	20060212	F		0 ?	
Atkins, Jordan	78888		20020327	M	9	6	?
Atkins, Samantha	78899		20020212	F	9	6	?

Once all fields on All Four tabs are green, you are ready to start loading Fall 2 files into CALPADS

Fall 2 Extract Files

Navigate to the Fall 2 Home page (**Reports > State/Federal > CALPADS > Fall 2**)
 Here, you can download the SDEM, SASS, CRSE, and SCSE extracts and upload them to CALPADS using the training and manuals provided by the CDE.

CALPADS Extracts - Fall 2 Submission

Status
 The last CBEDS Census/info day was [October 7, 2015](#) and the current CBEDS day is [October 5, 2016](#).

Help
 What is the Fall 2 Submission?
 What reports can I use to check and verify Fall 2 data?

The counts below reflect the numbers from the data that will be extracted from SPSIS for Fall 2. These numbers are especially relevant to the Fall 2 Submission. After checking the Fall 2 compliance report and verifying that the numbers are accurate, download the files under the Download column for upload to CALPADS.

[View Compliance Report](#)

Fall 2 Extract
 There are 210 students in the Fall 2 extract that are missing SSIDs, download an SSID request for those students here [SENIR](#)

Exits since last CBEDS	Exits since last CBEDS (unduplicated count)	Enrollment as of current CBEDS	Dropouts	Graduates	Interdistrict Transfers	Download
45	45	265 (1 non-primary)	3	34	0	SDEM SASS CRSE SCSE
New Entries since last CBEDS	New Entries since last CBEDS (unduplicated count)	Title I Part C Migrant Students	GATE Students	Special Ed Students	Socio-Economically Disadvantaged	
0	0	1	10	29	7	
Certificated Staff	Cert. Staff w/Non-Classroom Based Assignments	Courses	Sections			
59	50	111	247			Show devian extracts

From:
<https://schoolpathways.com/knowledgebase/> - **School Pathways Knowledge Base**

Permanent link:
https://schoolpathways.com/knowledgebase/doku.php?id=state_reporting:fall_2

Last update: **2020/02/12 23:07**