

CTE Pathways: Establishing and Tracking CTE Pathways in the SIS

Basic Guidelines



- A **CTE Pathway** equals a minimum of **300 hours** of student engagement.
- For the latest CTE Pathways guidelines, consult the **Career Technical Education Course Code Definitions by Sector and Pathways 2017-18 Users Guide**
- A **CTE Pathway Completer** must make a grade of **C- or better in all Pathway courses**.
- **Dual-Enrollment CTE Courses** always use the CTE Course Code (NOT the academic Dual-Enrollment Course Codes). They are designated in the **Non-Std Instructional Level** drop-down as **“College Credit”**.


1. Establishing CTE Courses in the Course Catalog

Enter CTE Courses in the **Master Course List**. Consider using the *CTE Industry Selector Code* as part of the Local Course Code for quick reference. For example, the “Arts, Media and Entertainment Sector (AME)” in **Graphic Design** might have local course codes of **7210-1, 7211-1 & 7212-1**. By adding the Sector Code - **7210-1 AME** - it becomes easier to quickly find the appropriate courses when searching and setting up CTE Pathways

Master Course List																
Match Classes to Courses Prerequisites Instructors																
All	Course Code	Version	Name	State Code	CTE	Tech Prep	AG	Crd	Trans Category	Curriculum Category	NCLB	IS	Reported to State	Distance	NonStd Level	Se
<input type="checkbox"/>	7210-1 AME	1	Introduction to Graphic Design (Introduction)	7210	Yes			5	Electives	Electives	N	N	Y	N	No	
<input type="checkbox"/>	7211-1 AME	1	Intermediate Graphic Design (Concentrator)	7211	Yes			10	Electives	Electives	N	N	Y	N	No	
<input type="checkbox"/>	7212-1 AME	1	Advanced Graphic Design (Capstone)	7212	Yes			10	Electives	Electives	N	N	Y	N	No	



NEW CALPADS REQUIREMENT AS OF 9/2017
A CTE Course taught by a Credentialed CTE Teacher should be marked as a 154 Course for CALPADS reporting.



CTE Information

Is this course a CTE Course? No (determined by State Course Code)

Post-Secondary Articulated If checked, indicates course within a CTE technical career pathway or program that has been articulated with a postsecondary education institution.

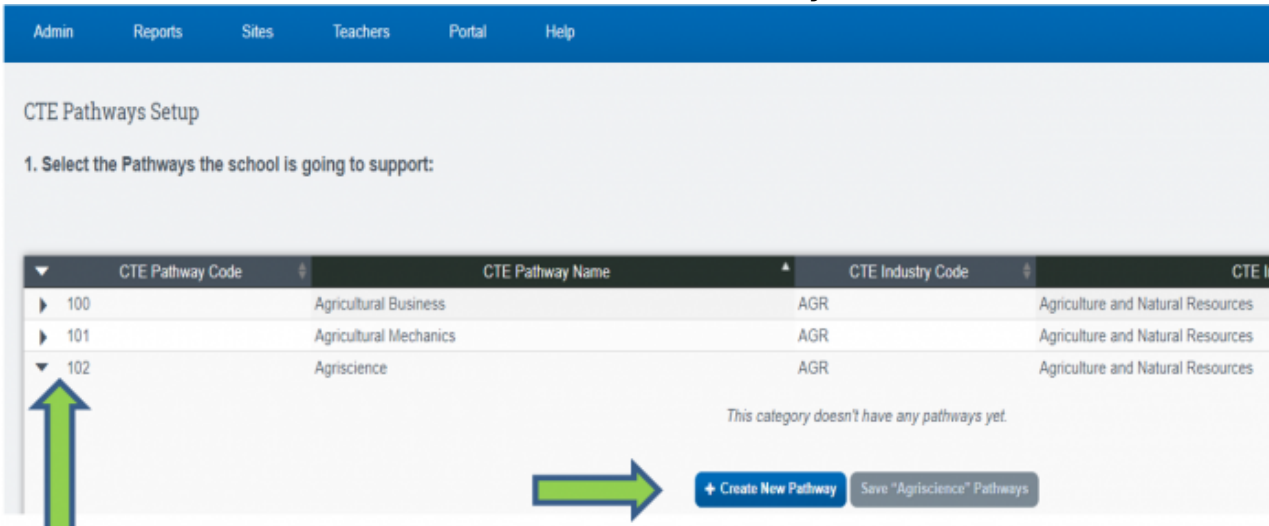
Course Fund Provider Code --None--

This CTE Course is taught by a Credentialed CTE Teacher Yes, a 154 course (for CALPADS reporting)

2. Setting up the CTE Pathways

A. Go to Admin>Transcripts>CTE Pathways Setup

1. Choose the arrow next to the **CTE Pathway Code** for which you wish to develop a Pathway.
2. Click on the arrow and then click on **+ Create New Pathway**



The screenshot shows the 'CTE Pathways Setup' page. At the top is a navigation bar with 'Admin', 'Reports', 'Sites', 'Teachers', 'Portal', and 'Help'. Below the title 'CTE Pathways Setup', there is a step indicator '1. Select the Pathways the school is going to support:'. A table lists CTE Pathway Codes (100, 101, 102) with names (Agricultural Business, Agricultural Mechanics, Agriscience) and Industry Codes (AGR). A green arrow points to the dropdown arrow next to code 102. Below the table, a message states 'This category doesn't have any pathways yet.' and a green arrow points to a '+ Create New Pathway' button.

CTE Pathway Code	CTE Pathway Name	CTE Industry Code	CTE Ind
▶ 100	Agricultural Business	AGR	Agriculture and Natural Resources
▶ 101	Agricultural Mechanics	AGR	Agriculture and Natural Resources
▼ 102	Agriscience	AGR	Agriculture and Natural Resources

3. First, Name the **Pathway**. Realize that you may have more than one way of delivering the courses in a Pathway. For example **Basic Agriscience** and **Dual-Enrollment Agriscience**.
4. Next, choose the courses to be associated with the **Pathway** by clicking on **+Add Course**. (Note - a CTE Pathway supports a minimum of 2 courses. When there are only 2 courses, the first course will be a **Concentrator Course** and the second Course will be a **Capstone Course**.)
5. Once finished, **Save chosen Pathway**.
6. **Continue the above process until you have finished setting up all the CTE Pathways the school is supporting.**

B. Setting up the Aligned Participations

Admin>Transcripts>CTE Pathways Setup

After setting up the CTE Pathways, continue down to **“2. Select the Aligned Participations Opportunities to populate in the drop-down.”**

Aligned Participations are the activities a student might engage in while enrolled in a CTE Course. The SIS lists many of the more obvious activities and we will also allow schools to add Aligned Participations of their own...

CTE Pathway Code	CTE Pathway Name	CTE Industry Code	CTE Industry Sector Name	Count
220	Structural Repair and Refinishing	TRA	Transportation	0
221	Systems Diagnostics, Service, and Repair	TRA	Transportation	0

2. Select the Aligned Participations Opportunities to populate in the drop-down:

- Apprenticeship
- Career fair
- Career Interest Survey
- Clinical experience
- Cooperative education
- Guest speaker
- Informational interview
- Integrated projects with partners
- Internship
- Internship required for credential or entry to occupation
- Job shadowing
- Service projects
- Student-run enterprise with partner involvement
- Virtual enterprise

These Aligned Participations will appear on the Student’s Individual CTE Page in the SIS.

Introduction
4257-1 HLT Healthcare Occupations A

Instructor: Ashton, Taryn
Course Grade: A-
Is Course A-G: No

Aligned Participations:

- Apprenticeship
- Career fair
- Internship
- Job shadowing
- Workplace tour

Concentrator
4257-2 HLT Healthcare Occupations B

Instructor: Ashton, Taryn
Course Grade: 0.00%
Is Course A-G: No

Aligned Participations:

- Work experience
- Workplace tour

Concentrator
4248 HLT Child Development: Prevention and Early Intervention A

Instructor:
Course Grade:
Is Course A-G: No

Aligned Participations:

Capstone (required for completion)
4248-2 HLT Child Development: Prevention and Early Intervention B

Instructor:
Course Grade:
Is Course A-G: No

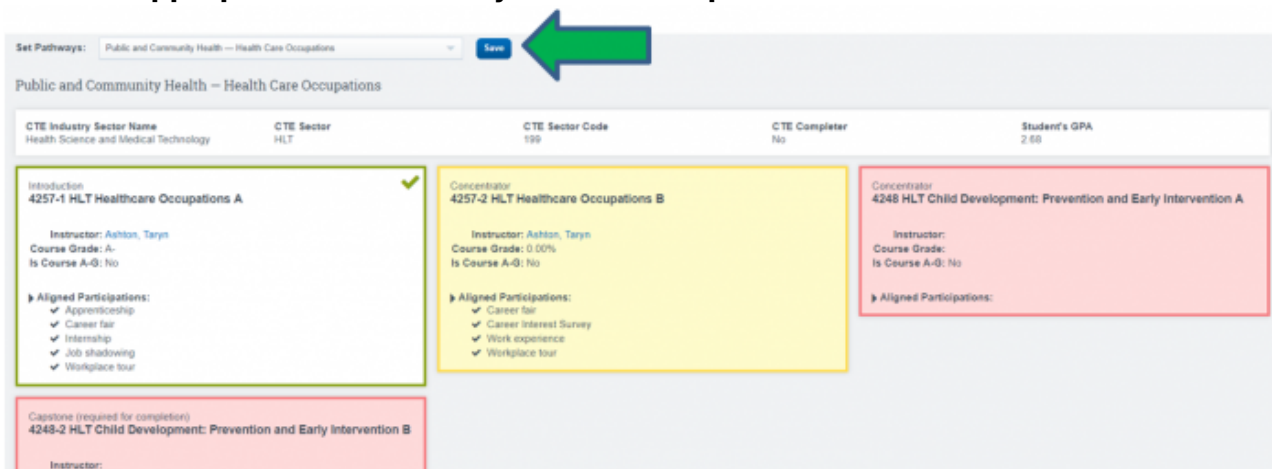
Aligned Participations:

3. CTE Student Pages

Student Dashboard>Transcripts>CTE

1. To get to the **CTE Student Page**,
 1. Start from any **Student Dashboard**.
 2. Click on the **Transcripts** tab.
 3. The **CTE Tab** is to the right of the Transcripts tab.
2. Each Student has their own CTE Page.

1. If a student decides to follow a CTE Pathway, this is where the school/teacher/counselor goes to establish the CTE Pathway chosen.
 2. Should a student decide to **change their CTE Pathway**, previous courses will remain if they are also a part of the NEW Pathway chosen.
 3. A student can work on more than one CTE Pathway at a time.
3. **Pick the appropriate CTE Pathway from the drop-down** and click **SAVE**.



4. Automatically all the courses necessary to complete the Pathway will display
 - o A **green highlighted box** indicates that the Course is already Completed
 - o A **yellow highlighted box** indicates that the Course is In Progress.
 - o A **red highlighted box** indicates that the Course is not yet on the Master Agreement.
5. When a student engages in CTE **Aligned Participations**,
 - o Click on the arrow next to **Aligned Participations**,
 - o **choose all activities that apply** and
 - o hit the **SAVE** button.

These activities will then remain displayed. You can always add more participation later if desired.



6. **Check a Student's CTE PATHWAY yearly so you will know which pending CTE courses to assign for the upcoming School Year**

FAQs

1. **QUESTION:** How do I set up a Dual-Enrollment CTE class in the Master Course List?

ANSWER: The process for *CTE Dual Enrollment* is *DIFFERENT* than the process for *academic courses*:

- o In the **Course Catalog**, support a course title for specific College course.
- o Be sure to **use a CALPADS COURSE CODE for CTE courses (7000-8999)**. In the

example below notice that the CALPADS code 8411 - for Criminal law - is used. (Notice you are using **regular CALPADS CTE Course codes** for these dual-enrollment courses).

- **You must use the Non-Standard Instructional Level indicator to designate Dual-Enrollment for a “College Credit” course.** Otherwise the course will not report as dual-enrollment in CALPADS!

Course Code	Version	Name	State Code	CTE	Tech Prep	AG	Crd	Trans Category	Curriculum Category	NCLB	IS	Reported to State	Distance	NonStd Level	Secti
2607-2	8	FRC Chemistry 102	2690	No			D 10	Physical Science	Science	N	Y	Y	Y	College Credit	1
8411-7 PUB	6	FRC ADMJ 114 - Juvenile Justice	8411	Yes					Electives	N	Y	Y	Y	College Credit	0
2198-2	8	FRC ENGL 010 - Elementary Composition and Reading	2190	No			B 5	English	Language Arts	N	Y	Y	Y	College Credit	0

- Remember: many college courses are **a-g**. Be sure and **choose** the appropriate **A-G State Univ. Requirement Met** designation if this is the case.
- Also remember to **check the appropriate CTE Information** on the lower right-hand side of the page.
- **SAVE your changes.**

2. **QUESTION:** How do you delete a Student's CTE Pathway?

ANSWER:

- Go to the **Student's CTE Tab**
- Use the “Set Pathways” drop-down to **Re-choose the same CTE Pathway that is already chosen.**
- Click the **SAVE** button
- You will then be given the option to Delete the Student's CTE Pathway.

3. **QUESTION:** Is there any real difference between a student who takes a CTE Course and a student who completes a CTE Pathway?

ANSWER: The state encourages all students to take at least one CTE course during their High School Career. Students who complete a **CTE Pathway** however are fulfilling one requirement necessary for showing up as being **Well-Prepared** upon graduation.

*The current **LCFF State Priorities Snapshot** for every school tracks the percent of 4-Year cohorts that completed at least 1 CTE Pathway during high school. Additionally, the new state **API** for High School is including this same information as a significant indicator of Student Achievement.*

4. **QUESTION:** Where can I go to see a list of current state CTE Course Codes?

ANSWER: [Here, on the CDE Website](#). Click on the most current Code Sets (**CALPADS Code Sets v8.5**)

5. **QUESTION:** Can a student be enrolled in more than 1 CTE Pathway?

ANSWER: Yes: A student can be enrolled in more than one CTE Pathway at a time.

CTE Resources

CALPADS CTE Codesets

Click to download CTE Codeset files in .CSV format

- [Agriculture & Natural Resources](#)
- [Arts, Media & Entertainment](#)
- [Building & Construction Trades](#)
- [Business and Finance](#)
- [Education, Child Development, and Family Services](#)
- [Energy, Environment & Utilities](#)
- [Engineering and Architecture](#)
- [Fashion and Interior Design](#)
- [Health Science & Medical Technology](#)
- [Hospitality, Tourism, and Recreation](#)
- [Information and Communication Technologies](#)
- [Manufacturing and Product Development](#)
- [Marketing, Sales, and Service](#)
- [Public Services](#)
- [Transportation](#)

2016/12/29 21:25 · max
[cte, course catalog](#)

From:

<https://schoolpathways.com/knowledgebase/> - **School Pathways Knowledge Base**

Permanent link:

<https://schoolpathways.com/knowledgebase/doku.php?id=products:admin:registration:cte>

Last update: **2018/04/20 22:37**