

[cte, course catalog](#)

# CTE Pathways: Establishing and Tracking CTE Pathways in the SIS

## Basic Guidelines



- A **CTE Pathway** equals a minimum of **300 hours** of student engagement.
- For the latest CTE Pathways guidelines, consult the **Career Technical Education Course Code Definitions by Sector and Pathways 2017-18 Users Guide**
- A **CTE Pathway Completer** must make a grade of **C- or better in all Pathway courses**.
- **Dual-Enrollment CTE Courses** always use the CTE Course Code (NOT the academic Dual-Enrollment Course Codes). They are designated in the **Non-Std Instructional Level** drop-down as **"College Credit"**.

## 1. Establishing CTE Courses in the Course Catalog


Enter CTE Courses in the **Master Course List**. Consider using the *CTE Industry Selector Code* as part of the Local Course Code for quick reference. For example, the "Arts, Media and Entertainment Sector (AME)" in **Graphic Design** might have local course codes of **7210-1, 7211-1 & 7212-1**. By adding the Sector Code - **7210-1 AME** - it becomes easier to quickly find the appropriate courses when searching and setting up CTE Pathways

Master Course List																
Match Classes to Courses Prerequisites Instructors																
All	Course Code	Version	Name	State Code	CTE	Tech Prep	AG	Crd	Trans Category	Curriculum Category	NCLB	IS	Reported to State	Distance	NonStd Level	Se
<input type="checkbox"/>	7210-1 AME	1	Introduction to Graphic Design (Introduction)	7210	Yes			5	Electives	Electives	N	N	Y	N	No	
<input type="checkbox"/>	7211-1 AME	1	Intermediate Graphic Design (Concentrator)	7211	Yes			10	Electives	Electives	N	N	Y	N	No	
<input type="checkbox"/>	7212-1 AME	1	Advanced Graphic Design (Capstone)	7212	Yes			10	Electives	Electives	N	N	Y	N	No	



### NEW CALPADS REQUIREMENT AS OF 9/2017

A CTE Course taught by a Credentialed CTE Teacher should be marked as a **154 Course** for CALPADS reporting.

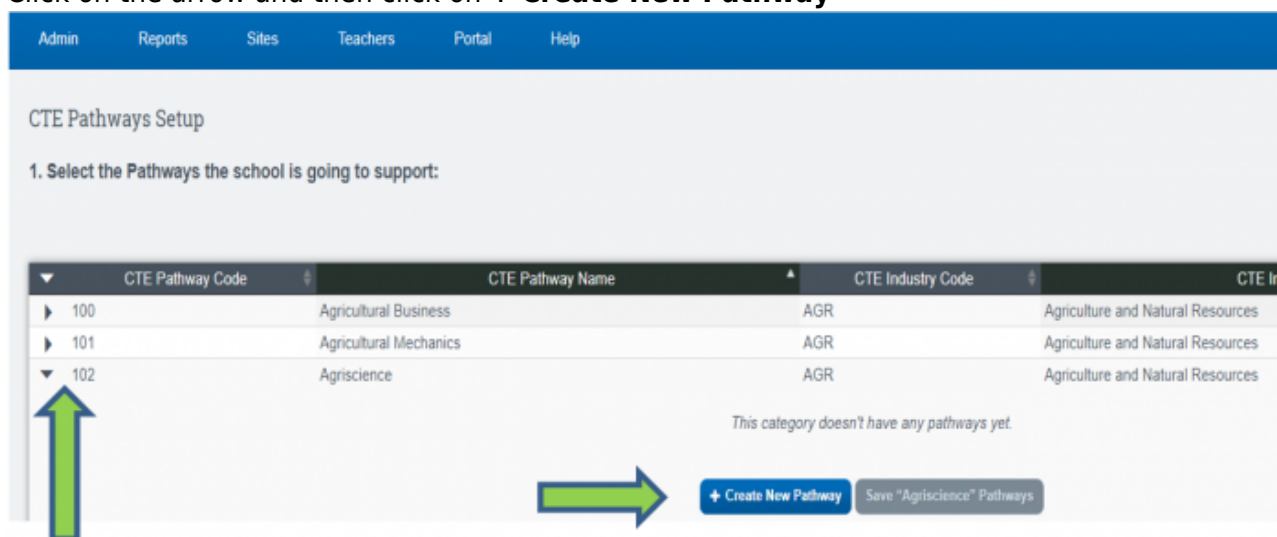


**CTE Information**  
**Is this course a CTE Course?** No (determined by State Course Code)  
**Post-Secondary Articulated** ☐ If checked, indicates course within a CTE technical career pathway or program that has been articulated with a postsecondary education institution.  
**Course Fund Provider Code** --None--  
**This CTE Course is taught by a Credentialed CTE Teacher** ☒ Yes, a 154 course (for CALPADS reporting)

## 2. Setting up the CTE Pathways

### A. Go to Admin>Transcripts>CTE Pathways Setup

1. Choose the arrow next to the **CTE Pathway Code** for which you wish to develop a Pathway.
2. Click on the arrow and then click on **+ Create New Pathway**



Admin Reports Sites Teachers Portal Help

CTE Pathways Setup

1. Select the Pathways the school is going to support:

CTE Pathway Code	CTE Pathway Name	CTE Industry Code	CTE Ind
▶ 100	Agricultural Business	AGR	Agriculture and Natural Resources
▶ 101	Agricultural Mechanics	AGR	Agriculture and Natural Resources
▼ 102	Agriscience	AGR	Agriculture and Natural Resources

This category doesn't have any pathways yet.

+ Create New Pathway Save "Agriscience" Pathways

3. First, Name the **Pathway**. Realize that you may have more than one way of delivering the courses in a Pathway. For example **Basic Agriscience** and **Dual-Enrollment Agriscience**.
4. Next, choose the courses to be associated with the **Pathway** by clicking on **+Add Course**. (Note – a CTE Pathway supports a minimum of 2 courses. When there are only 2 courses, the first course will be a **Concentrator Course** and the second Course will be a **Capstone Course**.)
5. Once finished, **Save chosen Pathway**.
6. **Continue the above process until you have finished setting up all the CTE Pathways the school is supporting.**

### B. Setting up the Aligned Participations

#### Admin>Transcripts>CTE Pathways Setup

After setting up the CTE Pathways, continue down to **“2. Select the Aligned Participations Opportunities to populate in the drop-down.”**

**Aligned Participations** are the activities a student might engage in while enrolled in a CTE Course. The SIS lists many of the more obvious activities and we will also allow schools to add Aligned Participations of their own...

CTE Pathway Code	CTE Pathway Name	CTE Industry Code	CTE Industry Sector Name	Count
220	Structural Repair and Refinishing	TRA	Transportation	0
221	Systems Diagnostics, Service, and Repair	TRA	Transportation	0

2. Select the Aligned Participations Opportunities to populate in the drop-down:

☒ Apprenticeship  
☒ Career fair  
☒ Career Interest Survey  
☐ Clinical experience  
☐ Cooperative education  
☐ Guest speaker  
☒ Informational interview  
☒ Integrated projects with partners  
☒ Internship  
☒ Internship required for credential or entry to occupation  
☒ Job shadowing  
☐ Service projects  
☐ Student-run enterprise with partner involvement  
☐ Virtual enterprise

Delete Participation  
Delete Participation  
Delete Participation  
Delete Participation  
Delete Participation  
Delete Participation  
Delete Participation  
Delete Participation  
Delete Participation  
Delete Participation  
Delete Participation  
Delete Participation  
Delete Participation  
Delete Participation  
Delete Participation

These Aligned Participations will appear on the Student's Individual CTE Page in the SIS.

Introduction  
4257-1 HLT Healthcare Occupations A

Instructor: Ashton, Taryn  
Course Grade: A-  
Is Course A-G: No

Aligned Participations:

- ✓ Apprenticeship
- ✓ Career fair
- ✓ Internship
- ✓ Job shadowing
- ✓ Workplace tour

Concentrator  
4257-2 HLT Healthcare Occupations B

Instructor: Ashton, Taryn  
Course Grade: 0.00%  
Is Course A-G: No

Aligned Participations:

- ✓ Work experience
- ✓ Workplace tour

Concentrator  
4248 HLT Child Development: Prevention and Early Intervention A

Instructor:  
Course Grade:  
Is Course A-G: No

Aligned Participations:

Capstone (required for completion)  
4248-2 HLT Child Development: Prevention and Early Intervention B

Instructor:  
Course Grade:  
Is Course A-G: No

Aligned Participations:

### 3. CTE Student Pages

#### Student Dashboard>Transcripts>CTE

- To get to the **CTE Student Page**,
  - Start from any **Student Dashboard**.
  - Click on the **Transcripts** tab.
  - The **CTE Tab** is to the right of the Transcripts tab.
- Each Student has their own CTE Page.

1. If a student decides to follow a CTE Pathway, this is where the school/teacher/counselor goes to establish the CTE Pathway chosen.
2. Should a student decide to **change their CTE Pathway**, previous courses will remain if they are also a part of the NEW Pathway chosen.
3. A student can work on more than one CTE Pathway at a time.
3. **Pick the appropriate CTE Pathway from the drop-down** and click **SAVE**.

Set Pathways: Public and Community Health -- Health Care Occupations **Save**

Public and Community Health -- Health Care Occupations

CTE Industry Sector Name	CTE Sector	CTE Sector Code	CTE Completer	Student's GPA
Health Science and Medical Technology	HLT	199	No	2.68

**Introduction 4257-1 HLT Healthcare Occupations A** ✓  
Instructor: Ashton, Taryn  
Course Grade: A-  
Is Course A-G: No  
▶ Aligned Participations:  
✓ Apprenticeship  
✓ Career fair  
✓ Internship  
✓ Job shadowing  
✓ Workplace tour

**Concentrator 4257-2 HLT Healthcare Occupations B**  
Instructor: Ashton, Taryn  
Course Grade: 0.00%  
Is Course A-G: No  
▶ Aligned Participations:  
✓ Career fair  
✓ Career Interest Survey  
✓ Work experience  
✓ Workplace tour

**Concentrator 4248 HLT Child Development: Prevention and Early Intervention A**  
Instructor:  
Course Grade:  
Is Course A-G: No  
▶ Aligned Participations:

**Capstone (required for completion) 4248-2 HLT Child Development: Prevention and Early Intervention B**  
Instructor:

4. Automatically all the courses necessary to complete the Pathway will display
  - A **green highlighted box** indicates that the Course is already Completed
  - A **yellow highlighted box** indicates that the Course is In Progress.
  - A **red highlighted box** indicates that the Course is not yet on the Master Agreement.
5. When a student engages in CTE **Aligned Participations**,
  - Click on the arrow next to **Aligned Participations**,
  - **choose all activities that apply** and
  - hit the **SAVE** button.

These activities will then remain displayed. You can always add more participation later if desired.

**Introduction & Concentrator 4257-1(HLT) Healthcare Occupations A**  
Instructor: Ashton, Taryn  
Course Grade: A-  
Is Course A-G: No  
▶ Aligned Participations:  
✓ Apprenticeship  
✓ Internship  
✓ Job shadowing

**Concentrator 4257-2(HLT) Healthcare Occupations B**  
Instructor: Ashton, Taryn  
Course Grade: 0.00%  
Is Course A-G: No  
▼ Aligned Participations:  
Apprenticeship  
Career fair  
Informational interview  
Integrated projects with partners  
Internship  
Internship required for credential or entry to occupation  
Job shadowing

6. **Check a Student's CTE PATHWAY yearly so you will know which pending CTE courses to assign for the upcoming School Year**

## FAQs

1. **QUESTION:** Which academic courses can LEAs designate as part of a Career Technical Education (CTE) pathway?

**ANSWER:** LEAs that are populating field 9.10 (CRS-Course Content Code) with Code 154 (Career Technical Education) must now ensure that Code 154 is only used with specific academic courses that have been identified by the California Department of Education's Career

Technical Education (CTE) Program Office as courses that would be logical parts of a CTE course sequence. **Code 154 can only be used with the courses listed in the table below.** Using code 154 with any academic course **not** listed below (not including any CTE courses in the 4000-5999 range) will result in a fatal error.

Course Code (Coded Value)	Course Content (Code Set Name: Course Group State)
2360	IB Music
2370	AP Music theory
2451	Computer programming
2453	Computer science
2455	Web design
2465	IB Computer science
2470	AP Computer science A
2471	AP Computer science AB
2601	Aerospace education
2602	Aviation education
2609	Oceanography
2617	Conservation
2602	Aviation education
2606	Zoology
2655	Anatomy and Physiology
2666	IB Design technology
2674	AP Environmental science
2732	Law-related education
2860	IB Visual Arts
2874	AP Studio Art: Drawing
2875	AP Studio Art: Two Dimensional
2876	AP Studio Art: Three Dimensional
2960	IB Theatre
2766	IB Business and Management

2. **QUESTION:** Is CTE really necessary in a Student's High School career? Is there any real difference between a student who takes a CTE Course and a student who completes a CTE Pathway?

**ANSWER:** Yes! The state encourages schools to have all students take at least an exploratory CTE course, however the state definitely encourages – and tracks – those graduating seniors who have finished a CTE Pathway during their high school career.

The current LCFF State Priorities Snapshot for every school tracks the percent of 4-Year cohorts that completed at least 1 CTE Pathway during high school. Additionally, the new state API for High School is including this same information as a significant indicator of a Student Achievement.

To see your school's LCFF State Priorities Snapshot go to [www.cde.ca.gov/snapshot](http://www.cde.ca.gov/snapshot)

3. **QUESTION:** Where can I go to see a list of the current state CTE course codes?


**ANSWER:** <http://www.cde.ca.gov/ds/sp/cl/systemdocs.asp>

4. **QUESTION:** Can you provide us with a sample of what CTE Pathways look like? We are just



beginning the process to see what Pathways our school will support and would love to see an example.

**ANSWER:** Here is an example of what a few CTE Pathways might look like:

Courses of Study by Pathway				
SECTORS	Introductory	Concentration	Concentration	Capstone
<b>Agriculture and Natural Resources (AGR)</b>				
<i>Agriscience (Pathway Code 102) (60% Complete)</i>				
1	Intro to Agriculture	Plant Science*		Floralculture
<i>Agriscience (Pathway Code 102) (100% Complete)</i>				
2	Intro to Agriculture	Food Science 1A		Food Science 1B
 <i>Animal Science (Pathway Code 103) (80% Complete)</i>				
1	Intro to Agriculture	Animal Science*		Vet Science
<b>Arts, Media, and Entertainment (ART)</b>				
<i>Design, Visual and Media Arts (Pathway Code 111) (100% Complete)</i>				
1	Principles of Arts, A/V Tech and Comm A/B (Ed)	Graphic Design and Illustration A (Ed) Graphic Design and Illustration B (Ed)		Digital and Interactive Media A (Ed) Digital and Interactive Media B (Ed)
<i>Design, Visual and Media Arts (Pathway Code 111) (100% Complete)</i>				
2	Principles of Arts, A/V Tech and Comm A/B (Ed)	Professional Photography A (Ed)		Professional Photography B (Ed)

5. **QUESTION:** Can a student be enrolled in more than one CTE Pathway?

**ANSWER: Yes!** A student can be enrolled in multiple CTE Pathways.

## CTE Resources

### CALPADS CTE Codesets

Click to download CTE Codeset files in .CSV format

- [Agriculture & Natural Resources](#)
- [Arts, Media & Entertainment](#)
- [Building & Construction Trades](#)
- [Business and Finance](#)
- [Education, Child Development, and Family Services](#)
- [Energy, Environment & Utilities](#)
- [Engineering and Architecture](#)
- [Fashion and Interior Design](#)
- [Health Science & Medical Technology](#)
- [Hospitality, Tourism, and Recreation](#)
- [Information and Communication Technologies](#)
- [Manufacturing and Product Development](#)
- [Marketing, Sales, and Service](#)
- [Public Services](#)

- [Transportation](#)

From:

<https://schoolpathways.com/knowledgebase/> - **School Pathways Knowledge Base**

Permanent link:

[https://schoolpathways.com/knowledgebase/doku.php?id=plsis:cte\\_pathways&rev=1524518240](https://schoolpathways.com/knowledgebase/doku.php?id=plsis:cte_pathways&rev=1524518240)

Last update: **2018/04/23 21:17**