

CTE Pathways in PLSIS

[350_-_cte_pathways_setup_and_tracking_in_the_sis_webinar_1-18-17_.mp4](#)

1/18/2017 Webinar Wednesday video on CTE Pathways.

For more Webinar Wednesday videos, [click here](#).

1. Establishing CTE Courses in the Course Catalog

Obviously you will want to support all your CTE Courses in the Course Catalog. To help simplify the process when looking for CTE Courses in multiple sectors, consider using the *CTE Industry Sector Code* as part of the Local Course Code. For example, **Introduction to Public Safety Careers** would have a local course code of **5846-1**. By adding the Sector Code - **5846-1 PUB** - it becomes easier to rapidly find the appropriate courses when setting up the CTE Pathway in the SIS.

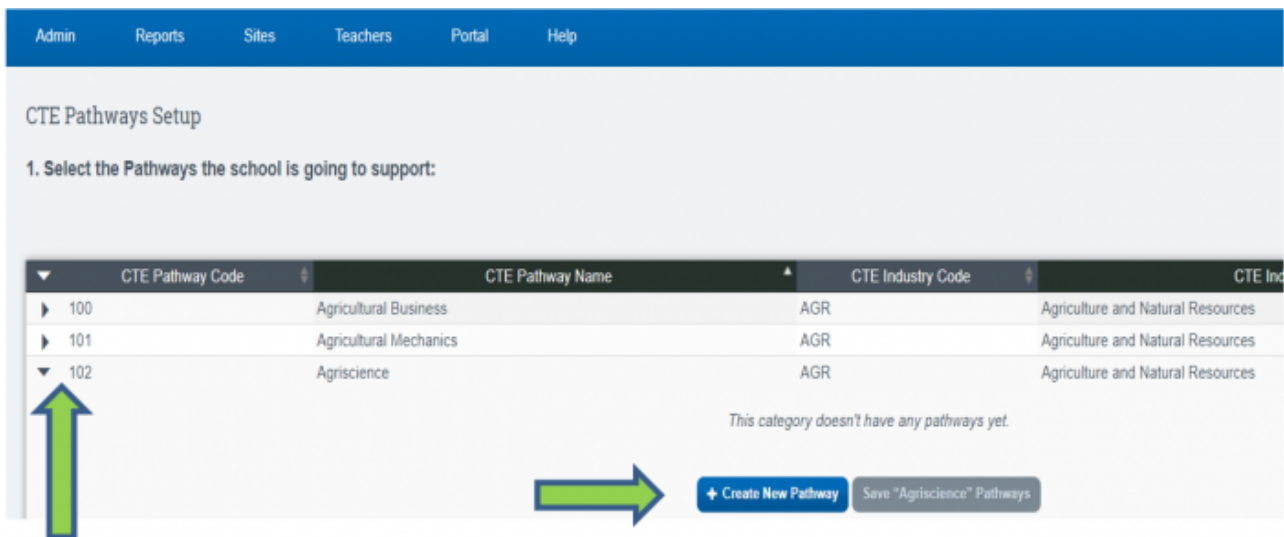
Master Course List																
Match Classes to Courses																
Prerequisites																
Instructors																
All	Course Code	Version	Name	State Code	CTE	Tech Prep	AG	Crd	Trans Category	Curriculum Category	NCLB	IS	Reported to State	Distance	NonStd Level	Se
<input type="checkbox"/>	7210-1 AME	1	Introduction to Graphic Design (Introduction)	7210	Yes			5	Electives	Electives	N	N	Y	N	No	
<input type="checkbox"/>	7211-1 AME	1	Intermediate Graphic Design (Concentrator)	7211	Yes			10	Electives	Electives	N	N	Y	N	No	
<input type="checkbox"/>	7212-1 AME	1	Advanced Graphic Design (Capstone)	7212	Yes			10	Electives	Electives	N	N	Y	N	No	

2. Admin Set-up of CTE Pathways & Aligned Participations

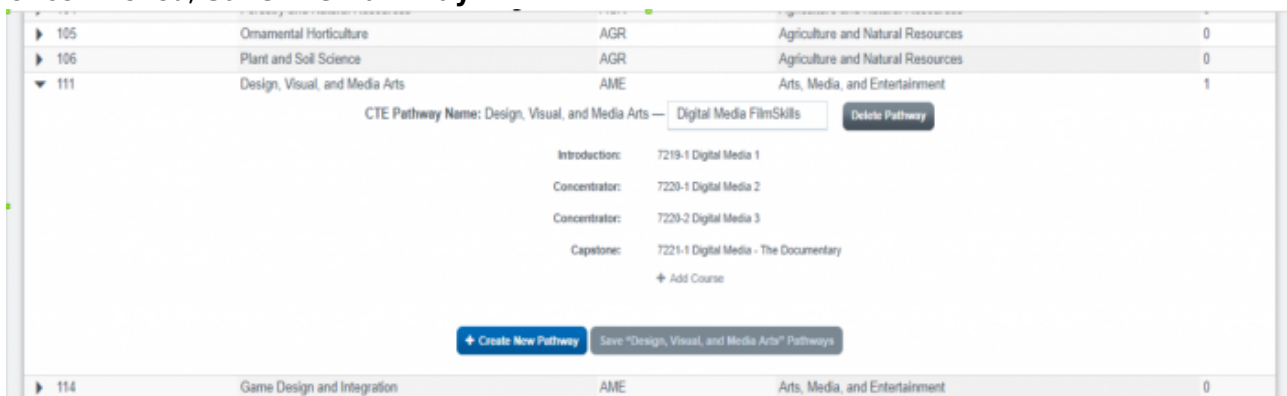
A. Setting up the CTE Pathways

Admin>Transcripts>CTE Pathways Setup

1. Choose the arrow next to the CTE Pathway Code for which you wish to develop a Pathway.
2. Click on the arrow and then click on + **Create New Pathway**



3. Name the Pathway, especially if you have more than one Pathway within a CTE Industry Sector. (I.E.: Agriscience may have 2 Pathways: one called Floriculture and another called Food Science.)
4. Next, choose the courses to be associated with the Pathway by clicking on +Add Course. (Note - a CTE Pathway supports a minimum of 2 courses. If there are only 2 courses, the first course will be an Introduction & Concentrator Course and the last Course will be a Capstone Course. When the Pathway is more than 2 courses, the first course is called an Introduction Course and the last course is always the Capstone course.)
5. Once finished, **Save the Pathway.**



6. Continue the above process until you have finished setting up all the CTE Pathways the school is supporting.

B. Setting up the Aligned Participations

Admin>Transcripts>CTE Pathways Setup

After you have finished setting up your CTE Pathways, continue down to “2. Select the Aligned Participations Opportunities to populate in the drop-down.” Aligned Participations are the activities a student might engage in while enrolled in a CTE Course. The SIS lists many of the more obvious activities and we also allow schools to add Aligned Participations of their own...

CTE Pathway Code	CTE Pathway Name	CTE Industry Code	CTE Industry Sector Name	Count
220	Structural Repair and Refinishing	TRA	Transportation	0
221	Systems Diagnostics, Service, and Repair	TRA	Transportation	0

2. Select the Aligned Participations Opportunities to populate in the drop-down:

- Apprenticeship
- Career fair
- Career Interest Survey
- Clinical experience
- Cooperative education
- Guest speaker
- Informational interview
- Integrated projects with partners
- Internship
- Internship required for credential or entry to occupation
- Job shadowing
- Service projects
- Student-run enterprise with partner involvement
- Virtual enterprise

These Aligned Participations will appear on the Student’s Individual CTE Page in the SIS.

Introduction
4257-1 HLT Healthcare Occupations A

Instructor: Ashton, Taryn
Course Grade: A-
Is Course A-G: No

Aligned Participations:

- Apprenticeship
- Career fair
- Internship
- Job shadowing
- Workplace tour

Concentrator
4257-2 HLT Healthcare Occupations B

Instructor: Ashton, Taryn
Course Grade: 0.00%
Is Course A-G: No

Aligned Participations:

- Work experience
- Workplace tour

Concentrator
4248 HLT Child Development: Prevention and Early Intervention A

Instructor:
Course Grade:
Is Course A-G: No

Aligned Participations:

Capstone (required for completion)
4248-2 HLT Child Development: Prevention and Early Intervention B

Instructor:
Course Grade:
Is Course A-G: No

Aligned Participations:

3. CTE Student Pages

Student Dashboard>Transcripts>CTE

Each student has their own CTE Page. If a student decides to follow a CTE Pathway, this is where the school/teacher/counselor goes to establish the CTE Pathway chosen. Should a Student decide to change their CTE Pathway, previous courses will remain if they are also a part of the NEW Pathway chosen.

1. To get to the New CTE Student Page, start from any Student Dashboard. Click on the Transcripts tab. You will now see new tabs available within the Transcript Area:
2. Click on the **CTE** tab.

The screenshot shows the 'Blom - Transcript Information Summary' page. At the top, there is a navigation bar with tabs for Admin, Reports, Learning Centers, Teachers, Portal, and Help. Below this is a search bar and a list of menu items including Registration, Enrollment, Support Staff, IS Staff Assoc, Discipline, Classes, MA, Med, Special Programs/Accomm, TOMS, Sports/Clubs, Tests, and Transcripts. The 'Transcripts' tab is selected, and a sub-tab for 'CTE' is highlighted. A blue arrow points to the 'CTE' sub-tab. The main content area displays student information for Jacob Blom, including address, grade, local ID, student statewide ID, race, age, gender, date of birth, hispanic or latino status, enroll start, parent(s), and staff. Below this is a table for 'Grade 9 2011 - 2012 Semester 1 (Fall)' showing course details like English 9A and Algebra 1A.

3. When you first go into this page you will see a **drop-down for the CTE Pathways** that the school supports. Choose the appropriate CTE Pathway and click **SAVE**.

The first screenshot shows the 'Jacob Blom - CTE Student Pathway' page. The 'CTE Pathway' dropdown menu is open, showing 'None' as the selected option. A blue arrow points to the 'Save' button with the text 'Not yet chosen'. The second screenshot shows the 'Set Pathways' section where the dropdown menu is set to 'Public and Community Health - Health Care Occupations'. A green arrow points to the 'Save' button. Below this, a table displays the selected pathway details, including CTE Industry Sector Name, CTE Sector, CTE Sector Code, CTE Completer, and Student's GPA. The table lists three courses: 4257-1 HLT Healthcare Occupations A (green highlighted), 4257-2 HLT Healthcare Occupations B (yellow highlighted), and 4248 HLT Child Development: Prevention and Early Intervention A (red highlighted). Each course entry includes instructor information, course grade, and a list of aligned participations.

4. Automatically all the courses necessary to complete the Pathway will display
 - o A **green highlighted box** indicates that the Course is already Completed
 - o A **yellow highlighted box** indicates that the Course is In Progress.
 - o A **red highlighted box** indicates that the Course is not yet on the Master Agreement.
5. When a student engages in CTE **Aligned Participations**,
 - o Click on the arrow next to **Aligned Participations**,
 - o **choose all activities that apply** and
 - o hit the SAVE button.

These activities will then remain displayed. You can always add more participation later if desired.

6. REMEMBER TO CHECK A STUDENT’S CTE PATHWAY EACH YEAR DURING HIS/HER HIGH SCHOOL CAREER TO ASSIGN PATHWAY COURSES WHEN NECESSARY. It may be appropriate to use the Automated Academic plan (located on the Student Dashboard) for planning what courses the student will take during what years...

Requirement	Req	Class	Comp	In Progress	Grade	Date Taken	Grd	Current School	Def	Notes
Electives	60.00	Food and Nutrition A	3.00	--	D	Semester 1 (Fall) 13/14	11	Yes		
		Physical Education 11A	5.00	--	A	Semester 1 (Fall) 13/14	11	Yes		
		Food and Nutrition A	5.00	--	B	Semester 1 (Fall) 15/16	12	Yes		
		Life Skills	5.00	--	A	Semester 1 (Fall) 15/16	12	Yes		
		4257-2(HLT) Healthcare Occ	--	5.00	--		05/26/2017		Yes	
		4257-1(HLT) Healthcare Occ	--	5.00	--		09/01/2017		Yes	
		4248(HLT) Child Developm	--	5.00	--		01/05/2018		Yes	
		4248-2(HLT) Child Develop	--	5.00	--		09/01/2018		Yes	
		Astronomy A	5.00	--	A	Semester 1 (Fall) 13/14	11	Yes		Requirement met, course rolled over t...
		Astronomy B	5.00	--	C	Semester 2 (Spring) 14/15	11	Yes		Requirement met, course rolled over t...
Algebra 1A	5.00	--	A	College Semester 1 16/17	9	No		Requirement met, course rolled over t...		
TOTALS:	60.00	--	33.00	(20.00)	--	--	--	--	27.00	

FAQs

1. **QUESTION:** Our school wants to use 2655 – Anatomy and Physiology for several of our CTE Pathways. It is not technically a CTE course (using state codes between 4000 and 5999). How do I reflect this as a course that can be part of a CTE Pathway?

ANSWER: When you set this course up in the Course Catalog, you may want to identify it as an

Academic CTE Course. Because you may use this course with more than one CTE Pathways you might note the Local Course Code as 2655-1 CTE and 2655-2 CTE to help you quickly identify this academic course as an Academic CTE Course.

Next, Check the box on the lower-right under CTE Information that reads Is this a secondary CTE content course? to Yes, a 154 course (for CALPADS reporting). Then SAVE your entry.

NOTE: There are only very specific courses that have been designated as Academic CTE Courses!

Here is the current list of courses that qualify:

	Course Group State Code	Course Group State Name	Academic CTE Course	Content Area Category Assignment Code	Content Area Category Assignment Name	AP
1						
2	2360	IB Music	Yes	42	Music	N
3	2370	AP Music theory	Yes	42	Music	Y
4	2451	Computer programming	Yes	11	Computer Education	N
5	2453	Computer science	Yes	11	Computer Education	N
6	2455	Web design	Yes	11	Computer Education	N
7	2465	IB Computer science	Yes	11	Computer Education	N
8	2471	AP Computer science AB	Yes	11	Computer Education	Y
9	2601	Aerospace education	Yes	21	Science	N
10	2602	Aviation education	Yes	21	Science	N
11	2606	Zoology	Yes	21	Science	N
12	2609	Oceanography	Yes	21	Science	N
13	2617	Conservation	Yes	21	Science	N
14	2619	Energy education	Yes	21	Science	N
15	2655	Anatomy and Physiology	Yes	21	Science	N
16	2666	IB Design technology	Yes	21	Science	N
17	2674	AP Environmental science	Yes	21	Science	Y
18	2732	Law-related education	Yes	22	History/Social Science	N
19	2860	IB Visual Arts	Yes	10	Art	N
20	2874	AP Studio Art: Drawing	Yes	10	Art	Y
21	2875	AP Studio Art: Two Dimensional	Yes	10	Art	Y
22	2876	AP Studio Art: Three Dimensional	Yes	10	Art	Y
23	2960	IB Theatre	Yes	13	Drama/Theater	N
24	2470	AP Computer science A	Yes	11	Computer Education	Y

2. **QUESTION:** Is CTE really necessary in a Student’s High School career? Is there any real difference between a student who takes a CTE Course and a student who completes a CTE Pathway?

ANSWER: Yes! The state encourages schools to have all students take at least an exploratory CTE course, however the state definitely encourages - and tracks - those graduating seniors who have finished a CTE Pathway during their high school career.

The current LCFF State Priorities Snapshot for every school tracks the percent of 4-Year cohorts that completed at least 1 CTE Pathway during high school. Additionally, the new state API for High School is including this same information as a significant indicator of a Student Achievement.


To see your school’s LCFF State Priorities Snapshot go to www.cde.ca.gov/snapshot

3. **QUESTION:** Where can I go to see a list of the current state CTE course codes?

ANSWER: <http://www.cde.ca.gov/ds/sp/cl/systemdocs.asp>

4. **QUESTION:** Can you provide us with a sample of what CTE Pathways look like? We are just beginning the process to see what Pathways our school will support and would love to see an example.

ANSWER: Here is an example of what a few CTE Pathways might look like:

Courses of Study by Pathway				
SECTORS	Introductory	Concentration	Concentration	Capstone
Agriculture and Natural Resources (AGR)				
<i>Agriscience (Pathway Code 102) (60% Complete)</i>				
1	Intro to Agriculture	Plant Science*		Floralculture
<i>Agriscience (Pathway Code 102) (100% Complete)</i>				
2	Intro to Agriculture	Food Science 1A		Food Science 1B
 <i>Animal Science (Pathway Code 103) (80% Complete)</i>				
1	Intro to Agriculture	Animal Science*		Vet Science
Arts, Media, and Entertainment (ART)				
<i>Design, Visual and Media Arts (Pathway Code 111) (100% Complete)</i>				
1	Principles of Arts, A/V Tech and Comm A/B (Ed)	Graphic Design and Illustration A (Ed) Graphic Design and Illustration B (Ed)		Digital and Interactive Media A (Ed) Digital and Interactive Media B (Ed)
<i>Design, Visual and Media Arts (Pathway Code 111) (100% Complete)</i>				
2	Principles of Arts, A/V Tech and Comm A/B (Ed)	Professional Photography A (Ed)		Professional Photography B (Ed)

From:
<https://schoolpathways.com/knowledgebase/> - **School Pathways Knowledge Base**

Permanent link:
https://schoolpathways.com/knowledgebase/doku.php?id=plsis:cte_pathways&rev=1484868652

Last update: **2017/01/19 23:30**