

# CTE Pathways in PLSIS

[350\\_-\\_cte\\_pathways\\_setup\\_and\\_tracking\\_in\\_the\\_sis\\_webinar\\_1-18-17\\_.mp4](#)

1/18/2017 Webinar Wednesday video on CTE Pathways.

For more Webinar Wednesday videos, [click here](#).

## 1. Establishing CTE Courses in the Course Catalog

Obviously you will want to support all your CTE Courses in the Course Catalog. To help simplify the process when looking for CTE Courses in multiple sectors, consider using the *CTE Industry Sector Code* as part of the Local Course Code. For example, **Introduction to Public Safety Careers** would have a local course code of **5846-1**. By adding the Sector Code - **5846-1 PUB** - it becomes easier to rapidly find the appropriate courses when setting up the CTE Pathway in the SIS.

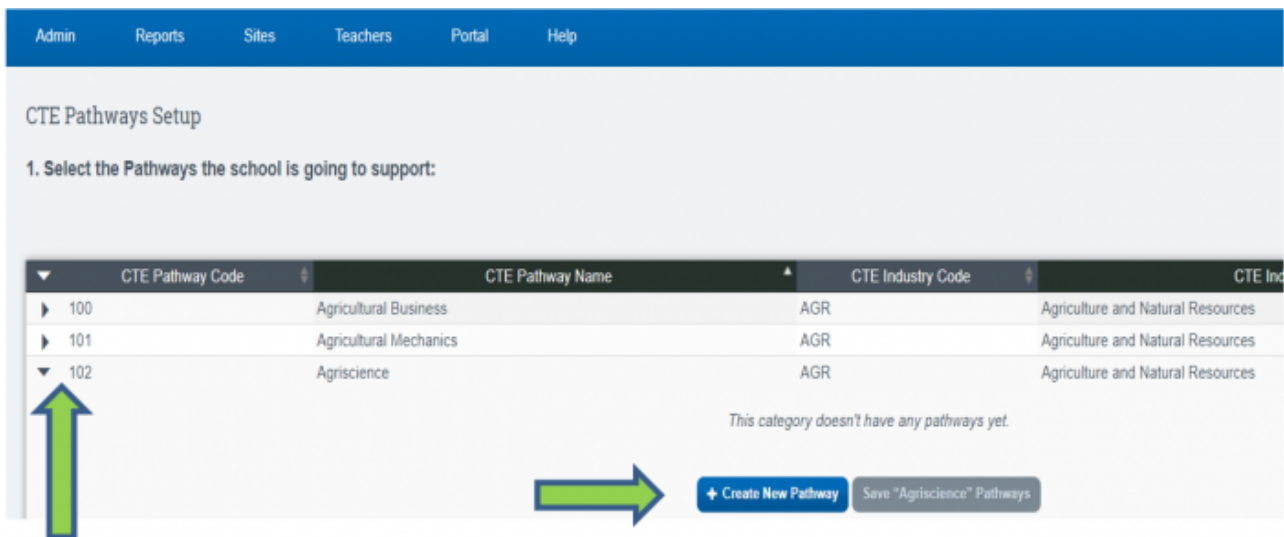
Master Course List																
Match Classes to Courses																
Prerequisites																
Instructors																
All	Course Code	Version	Name	State Code	CTE	Tech Prep	AG	Crd	Trans Category	Curriculum Category	NCLB	IS	Reported to State	Distance	NonStd Level	Se
<input type="checkbox"/>	7210-1 AME	1	Introduction to Graphic Design (Introduction)	7210	Yes			5	Electives	Electives	N	N	Y	N	No	
<input type="checkbox"/>	7211-1 AME	1	Intermediate Graphic Design (Concentrator)	7211	Yes			10	Electives	Electives	N	N	Y	N	No	
<input type="checkbox"/>	7212-1 AME	1	Advanced Graphic Design (Capstone)	7212	Yes			10	Electives	Electives	N	N	Y	N	No	

## 2. Admin Set-up of CTE Pathways & Aligned Participations

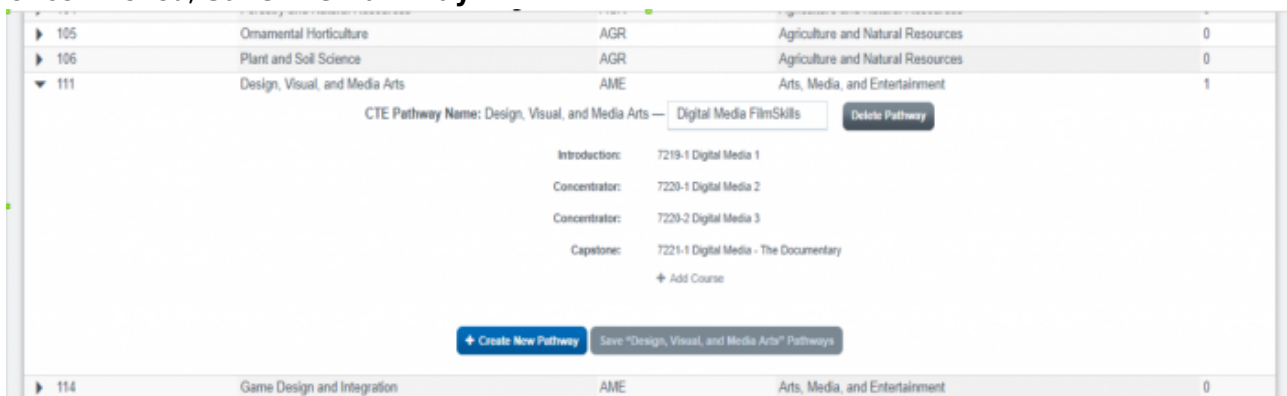
### A. Setting up the CTE Pathways

#### Admin>Transcripts>CTE Pathways Setup

1. Choose the arrow next to the CTE Pathway Code for which you wish to develop a Pathway.
2. Click on the arrow and then click on + **Create New Pathway**



3. Name the Pathway, especially if you have more than one Pathway within a CTE Industry Sector. (I.E.: Agriscience may have 2 Pathways: one called Floriculture and another called Food Science.)
4. Next, choose the courses to be associated with the Pathway by clicking on +Add Course. (Note - a CTE Pathway supports a minimum of 2 courses. If there are only 2 courses, the first course will be an Introduction & Concentrator Course and the last Course will be a Capstone Course. When the Pathway is more than 2 courses, the first course is called an Introduction Course and the last course is always the Capstone course.)
5. Once finished, **Save the Pathway.**



6. Continue the above process until you have finished setting up all the CTE Pathways the school is supporting.

## B. Setting up the Aligned Participations

### Admin>Transcripts>CTE Pathways Setup

After you have finished setting up your CTE Pathways, continue down to “2. Select the Aligned Participations Opportunities to populate in the drop-down.” Aligned Participations are the activities a student might engage in while enrolled in a CTE Course. The SIS lists many of the more obvious activities and we also allow schools to add Aligned Participations of their own...

CTE Pathway Code	CTE Pathway Name	CTE Industry Code	CTE Industry Sector Name	Count
220	Structural Repair and Refinishing	TRA	Transportation	0
221	Systems Diagnostics, Service, and Repair	TRA	Transportation	0

2. Select the Aligned Participations Opportunities to populate in the drop-down:

- Apprenticeship
- Career fair
- Career Interest Survey
- Clinical experience
- Cooperative education
- Guest speaker
- Informational interview
- Integrated projects with partners
- Internship
- Internship required for credential or entry to occupation
- Job shadowing
- Service projects
- Student-run enterprise with partner involvement
- Virtual enterprise

These Aligned Participations will appear on the Student’s Individual CTE Page in the SIS.

Introduction  
4257-1 HLT Healthcare Occupations A

Instructor: Ashton, Taryn  
Course Grade: A-  
Is Course A-G: No

Aligned Participations:

- Apprenticeship
- Career fair
- Internship
- Job shadowing
- Workplace tour

Concentrator  
4257-2 HLT Healthcare Occupations B

Instructor: Ashton, Taryn  
Course Grade: 0.00%  
Is Course A-G: No

Aligned Participations:

- Work experience
- Workplace tour

Concentrator  
4248 HLT Child Development: Prevention and Early Intervention A

Instructor:  
Course Grade:  
Is Course A-G: No

Aligned Participations:

Capstone (required for completion)  
4248-2 HLT Child Development: Prevention and Early Intervention B

Instructor:  
Course Grade:  
Is Course A-G: No

Aligned Participations:

### 3. CTE Student Pages

#### Student Dashboard>Transcripts>CTE

Each student has their own CTE Page. If a student decides to follow a CTE Pathway, this is where the school/teacher/counselor goes to establish the CTE Pathway chosen. Should a Student decide to change their CTE Pathway, previous courses will remain if they are also a part of the NEW Pathway chosen.

1. To get to the New CTE Student Page, start from any Student Dashboard. Click on the Transcripts tab. You will now see new tabs available within the Transcript Area:
2. Click on the **CTE** tab.

**Blom - Transcript Information Summary**

123 Imaginary Street Portola, CA 55555 555-555-5555	Grade 12	Local ID 78705	Student Statewide ID 395993832	Race White	Age 18
Gender M	Date of Birth 05/04/1998	Hispanic or Latino? No	Enroll Start 06/30/2016	Parent(s) Kenneth Blom Carolyn Blom	Staff Gruber, Amy

Transcript Type: **High School** [View]

Mod	Alt	Title	GradeAtt	Earn	Trans Cat
ag		English 9A	A- 5.00	5.00	English
r		Algebra 1A	F 5.00	0.00	Algebra 1

3. When you first go into this page you will see a **drop-down for the CTE Pathways** that the school supports. Choose the appropriate CTE Pathway and click **SAVE**.

**Jacob Blom - CTE Student Pathway**

CTE Pathway: (None) [Save]

CTE Pathway: (None)

CTE Pathway: Public and Community Health — Health Care Occupations

Student's GPA: 2.48

Set Pathways: Public and Community Health — Health Care Occupations [Save]

CTE Industry Sector Name	CTE Sector	CTE Sector Code	CTE Completer	Student's GPA
Health Science and Medical Technology	HLT	199	No	2.68

<b>4257-1 HLT Healthcare Occupations A</b> (Green box) Introduction Instructor: Ashton, Taryn Course Grade: A- Is Course A-B: No Aligned Participations: - Apprenticeship - Career fair - Internship - Job shadowing - Workplace tour	<b>4257-2 HLT Healthcare Occupations B</b> (Yellow box) Concentrator Instructor: Ashton, Taryn Course Grade: 0.00% Is Course A-B: No Aligned Participations: - Career fair - Career Interest Survey - Work experience - Workplace tour	<b>4248 HLT Child Development: Prevention and Early Intervention A</b> (Red box) Concentrator Instructor: Course Grade: Is Course A-B: No Aligned Participations:
---	---	--

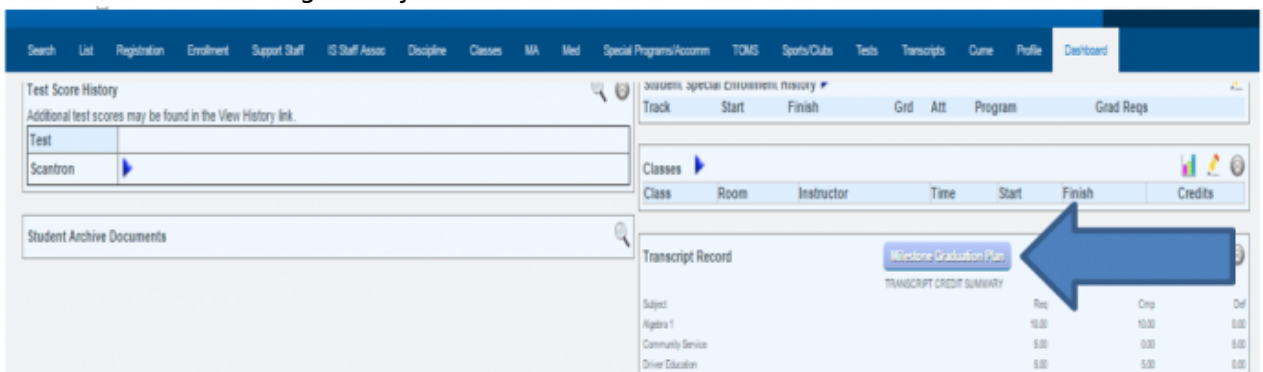
Capstone (required for completion)  
**4248-2 HLT Child Development: Prevention and Early Intervention B**  
Instructor:

- Automatically all the courses necessary to complete the Pathway will display
  - A **green highlighted box** indicates that the Course is already Completed
  - A **yellow highlighted box** indicates that the Course is In Progress.
  - A **red highlighted box** indicates that the Course is not yet on the Master Agreement.
- When a student engages in CTE **Aligned Participations**,
  - Click on the arrow next to **Aligned Participations**,
  - choose all activities that apply** and
  - hit the **SAVE** button.

These activities will then remain displayed. You can always add more participation later if desired.



6. REMEMBER TO CHECK A STUDENT’S CTE PATHWAY EACH YEAR DURING HIS/HER HIGH SCHOOL CAREER TO ASSIGN PATHWAY COURSES WHEN NECESSARY. It may be appropriate to use the Automated Academic plan (located on the Student Dashboard) for planning what courses the student will take during what years...



Requirement	Req	Class	Comp	In Progress	Grade	Date Taken	Grd	Current School	Def	Notes	
Electives	60.00	Food and Nutrition A	3.00	--	D	Semester 1 (Fall) 13/14	11	Yes			
		Physical Education 11A	5.00	--	A	Semester 1 (Fall) 13/14	11	Yes			
		Food and Nutrition A	5.00	--	B	Semester 1 (Fall) 15/16	12	Yes			
		Life Skills	5.00	--	A	Semester 1 (Fall) 15/16	12	Yes			
		4257-2(HLT) Healthcare Occ	--	5.00	--		05/26/2017		Yes		
		4257-1(HLT) Healthcare Occ	--	5.00	--		09/01/2017		Yes		
		4248(HLT) Child Developmer	--	5.00	--		01/05/2018		Yes		
		4248-2(HLT) Child Developm	--	5.00	--		09/01/2018		Yes		
		Astronomy A	5.00	--	A	Semester 1 (Fall) 13/14	11	Yes		Requirement met, course rolled over t...	
		Astronomy B	5.00	--	C	Semester 2 (Spring) 14/15	11	Yes		Requirement met, course rolled over t...	
Algebra 1A	5.00	--	A	College Semester 1 16/17	9	No		Requirement met, course rolled over t...			
TOTALS:	60.00	--	33.00	(20.00)	--	--	--	--	27.00		

## FAQs

1. **QUESTION:** Our school wants to use 2655 – Anatomy and Physiology for several of our CTE Pathways. It is not technically a CTE course (using state codes between 4000 and 5999). How do I reflect this as a course that can be part of a CTE Pathway?

**ANSWER:** When you set this course up in the Course Catalog, you may want to identify it as an

Academic CTE Course. Because you may use this course with more than one CTE Pathways you might note the Local Course Code as 2655-1 CTE and 2655-2 CTE to help you quickly identify this academic course as an Academic CTE Course.

Next, Check the box on the lower-right under CTE Information that reads Is this a secondary CTE content course? to  Yes, a 154 course (for CALPADS reporting). Then SAVE your entry.

**Edit Course**

Course Information  
Course school type: High School  
Local Course Code: 2655-1 CTE  
Credits: 5 Credits  
State Course Code: 2655: Anatomy and Physiology  
Exclude from state reporting:

Description

NCLB Core Academic Course: No  
Curriculum Category: Science  
State Univ.: (D) Laboratory Science  
Instruction: Life Science  
Transcript Category: Life Science  
R/C Grading Method: A-F

Course Requirements

Gradelevel  
 UU  AD  US  UE  IN  TD  TK  PS  KN  
 01  02  03  04  05  06  07  08  09  
 10  11  12  
Check All Select K-8 Select 9-12 Deselect All

Room/Facility: -- No requirement --

Course Prerequisites  
Algebra 1A Algebra 1B Chemistry A Earth Science A  
English 10A English 10B English 9A English 9B  
Physical Education 10A Physical Education 10B Physical Education 9A

Active:  If unchecked, this course will be retired  
Course Name: Anatomy and Physiology A  
Locked (class names match course name exactly):   
Course Aliases: Anatomy and Physiology A  
Version: 2  
Non Std Instructional Level: -- Select --  
Minimum Class Size: 1  
Maximum Class Size: 20  
Gender Restriction: -- None --

CTE Information  
Is this course a CTE Course? Secondary  
Technical Preparation Course (A CTE course delivered via a postsecondary education institution; this instructional sequence extends through two or more years. Districts: Can ONLY be offered by a district belonging to a Technical Prep Consortium).  
Course Fund Provider Code: --None--  
Is this a secondary CTE content course? (e.g. FFA Student Government; English for Engineering; Animal Science; etc.)  
 Yes, a 154 course (for CALPADS reporting)  
Override CTE status to:  Don't override  No

**NOTE:** There are only very specific courses that have been designated as Academic CTE Courses!

**Here is the current list of courses that qualify:**

	Course Group State Code	Course Group State Name	Academic CTE Course	Content Area Category Assignment Code	Content Area Category Assignment Name	AP
1						
2	2360	IB Music	Yes	42	Music	N
3	2370	AP Music theory	Yes	42	Music	Y
4	2451	Computer programming	Yes	11	Computer Education	N
5	2453	Computer science	Yes	11	Computer Education	N
6	2455	Web design	Yes	11	Computer Education	N
7	2465	IB Computer science	Yes	11	Computer Education	N
8	2471	AP Computer science AB	Yes	11	Computer Education	Y
9	2601	Aerospace education	Yes	21	Science	N
10	2602	Aviation education	Yes	21	Science	N
11	2606	Zoology	Yes	21	Science	N
12	2609	Oceanography	Yes	21	Science	N
13	2617	Conservation	Yes	21	Science	N
14	2619	Energy education	Yes	21	Science	N
15	2655	Anatomy and Physiology	Yes	21	Science	N
16	2666	IB Design technology	Yes	21	Science	N
17	2674	AP Environmental science	Yes	21	Science	Y
18	2732	Law-related education	Yes	22	History/Social Science	N
19	2860	IB Visual Arts	Yes	10	Art	N
20	2874	AP Studio Art: Drawing	Yes	10	Art	Y
21	2875	AP Studio Art: Two Dimensional	Yes	10	Art	Y
22	2876	AP Studio Art: Three Dimensional	Yes	10	Art	Y
23	2960	IB Theatre	Yes	13	Drama/Theater	N
24	2470	AP Computer science A	Yes	11	Computer Education	Y

2. **QUESTION:** Is CTE really necessary in a Student’s High School career? Is there any real difference between a student who takes a CTE Course and a student who completes a CTE Pathway?

**ANSWER:** Yes! The state encourages schools to have all students take at least an exploratory CTE course, however the state definitely encourages - and tracks - those graduating seniors who have finished a CTE Pathway during their high school career.

The current LCFF State Priorities Snapshot for every school tracks the percent of 4-Year cohorts that completed at least 1 CTE Pathway during high school. Additionally, the new state API for High School is including this same information as a significant indicator of a Student Achievement.

To see your school’s LCFF State Priorities Snapshot go to [www.cde.ca.gov/snapshot](http://www.cde.ca.gov/snapshot)

3. **QUESTION:** Where can I go to see a list of the current state CTE course codes?

**ANSWER:** <http://www.cde.ca.gov/ds/sp/cl/systemdocs.asp>

From: <https://schoolpathways.com/knowledgebase/> - **School Pathways Knowledge Base**

Permanent link: [https://schoolpathways.com/knowledgebase/doku.php?id=plsis:cte\\_pathways&rev=1484787100](https://schoolpathways.com/knowledgebase/doku.php?id=plsis:cte_pathways&rev=1484787100)

Last update: **2017/01/19 00:51**