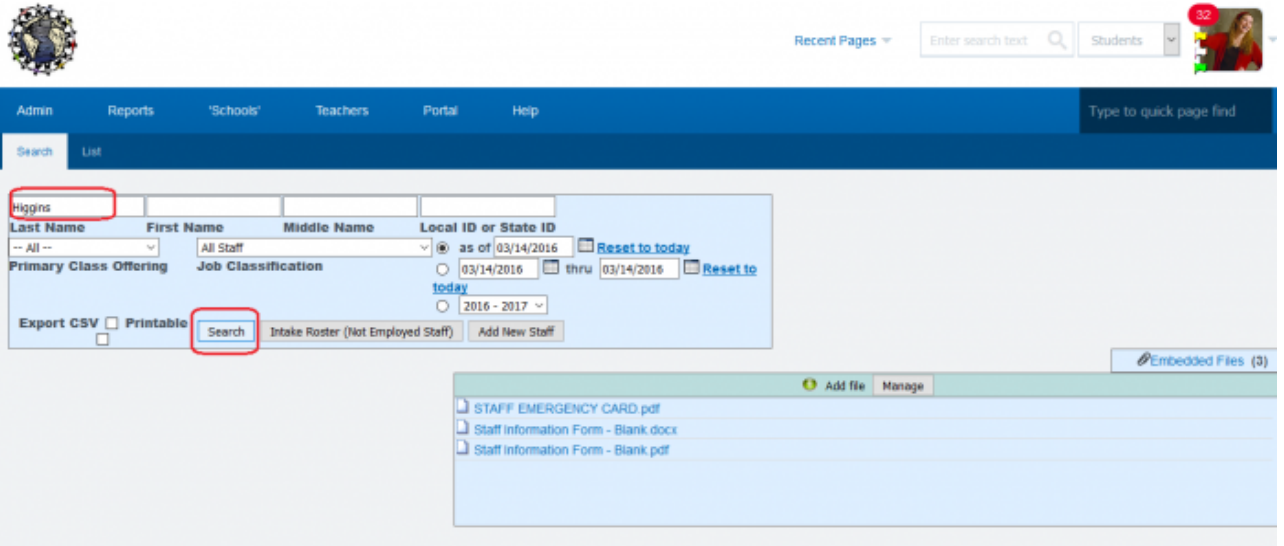


admin essential, staff records

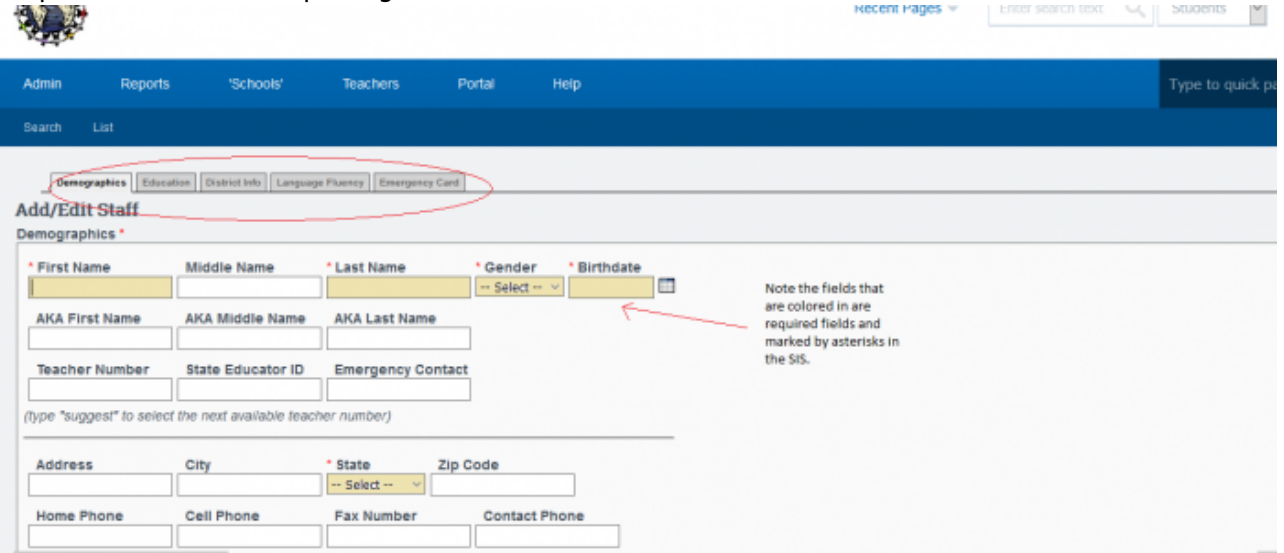
Creating New Staff - School Level

A. Staff Information

- Step 1. Go to Admin>Staff Info> Find/Add Staff
- Step 2. Always search for the staff member first, to make sure they are not already in the SIS from a previous employment

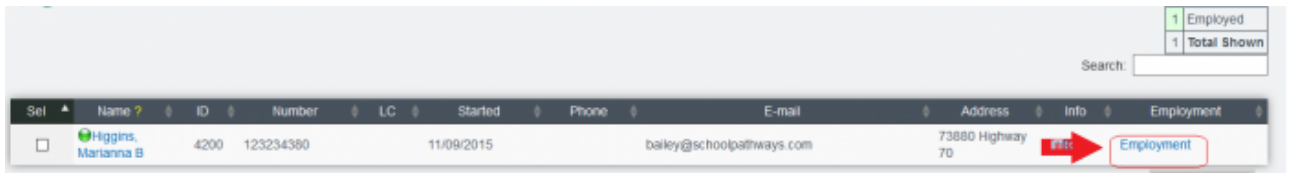


- Step 3. If they are not in the system, click ADD NEW STAFF
- Step 4. Complete as much information on the Demographics, Education, District Information and Language Fluency tabs as possible. In the District tab, the Staff Login will be completed in step B
- Step 5. SAVE after completing final tab



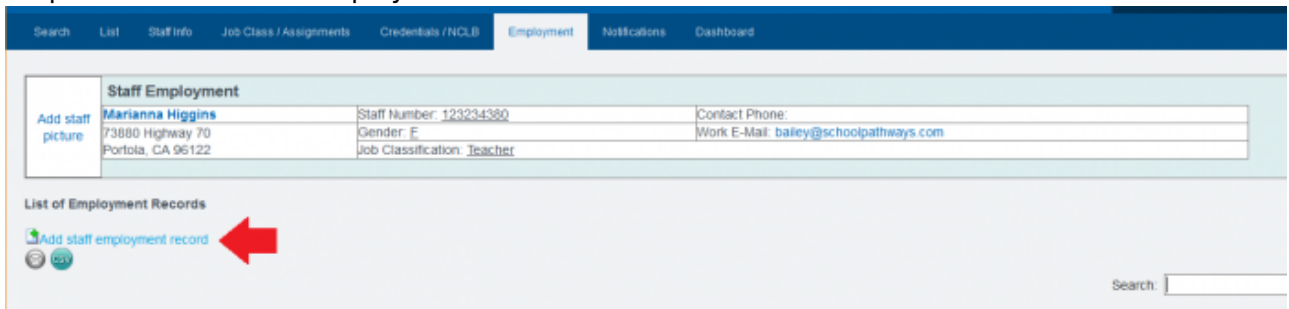
B. Employment Data

- Step 1. Complete the employment tab. You will know if the employment tab has not been completed if the staff member is highlighted in red on the staff list. Click on Employment



Set	Name ?	ID	Number	LC	Started	Phone	E-mail	Address	Info	Employment
<input type="checkbox"/>	Higgins, Marianna B	4200	123234380		11/09/2015		bailey@schoolpathways.com	73880 Highway 70		Add Employment

- Step 2. Click Add Staff Employment Record



Staff Employment

Marianna Higgins
73880 Highway 70
Portola, CA 95122

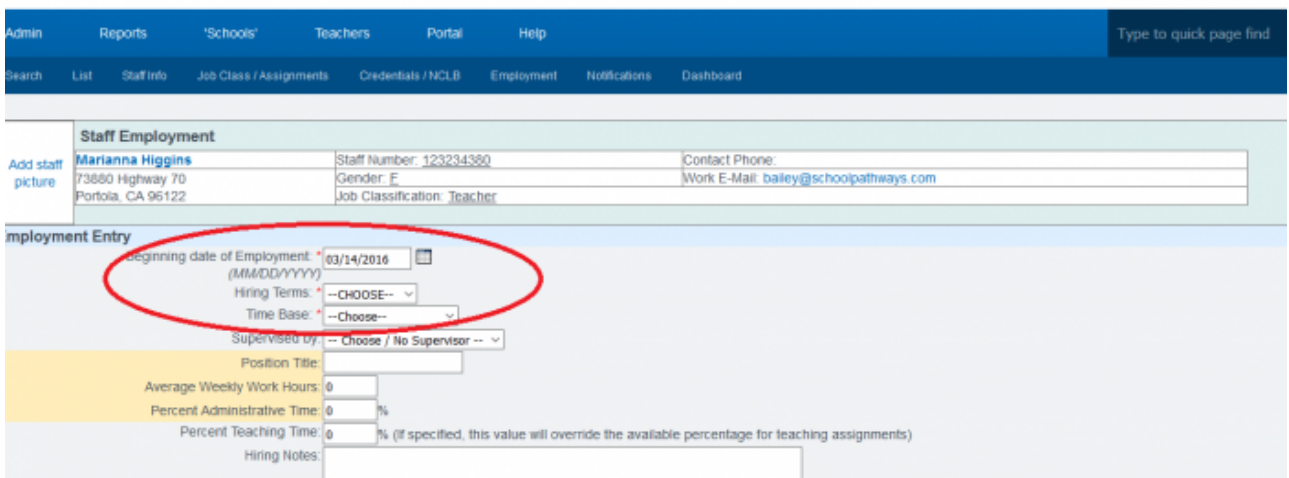
Staff Number: 123234380
Gender: F
Job Classification: Teacher

Contact Phone:
Work E-Mail: bailey@schoolpathways.com

List of Employment Records

Add staff employment record

- Step 3. Fill in required fields which are: Start date, Hiring Terms, and Time Base. SAVE



Staff Employment

Marianna Higgins
73880 Highway 70
Portola, CA 95122

Staff Number: 123234380
Gender: F
Job Classification: Teacher

Contact Phone:
Work E-Mail: bailey@schoolpathways.com

Employment Entry

Beginning date of Employment: 03/14/2016
(MM/DD/YYYY)

Hiring Terms: --CHOOSE--

Time Base: --Choose--

Supervisor By: -- Choose / No Supervisor --

Position Title:

Average Weekly Work Hours: 0

Percent Administrative Time: 0 %

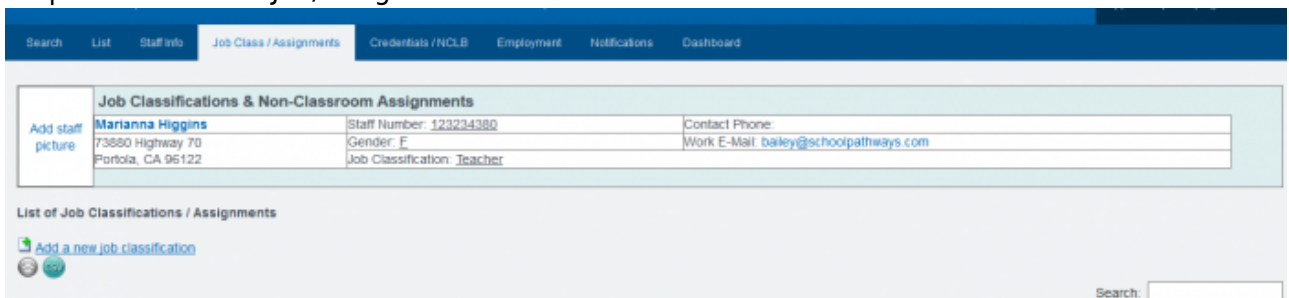
Percent Teaching Time: 0 % (If specified, this value will override the available percentage for teaching assignments)

Hiring Notes:

C. Job Classification/ Assignment Information

To complete information for highly qualified and classified staff for State Reporting-CALPADS, complete the following:

- Step 1. Click on the Job/Assignments tab



Job Classifications & Non-Classroom Assignments

Marianna Higgins
73880 Highway 70
Portola, CA 95122

Staff Number: 123234380
Gender: F
Job Classification: Teacher

Contact Phone:
Work E-Mail: bailey@schoolpathways.com

List of Job Classifications / Assignments

Add a new job classification

- Step 2. Choose add new job classification
- Step 3. Select the Job Classification field. If a teacher, enter the FTE (what % of their day is spent teaching.) If a Classified member, choose the Job Classification and then select from one of the checkboxes below.

Add Job Classifications and Non-Classroom Assignments

Job Classification: -- Select --

FTE Percentage: %

Select all non-classroom assignments for this staff member under this job classification and click Save when done

<input type="checkbox"/> 0100 Superintendent	<input type="checkbox"/> 0209 Other medical professional	<input type="checkbox"/> 142 Admin environmental education
<input type="checkbox"/> 0102 Deputy or associate superintendent (general)	<input type="checkbox"/> 0211 Special ed speech pathology/therapy/hearing	<input type="checkbox"/> 143 Admin instructional television
<input type="checkbox"/> 0103 Administrative assistant (general)	<input type="checkbox"/> 0212 Special ed audiology	<input type="checkbox"/> 145 Admin year-round schools
<input type="checkbox"/> 0104 Admin finance/business	<input type="checkbox"/> 0213 Special ed physical therapy	<input type="checkbox"/> 146 Admin summer schools
<input type="checkbox"/> 0105 Admin instructional/curriculum services	<input type="checkbox"/> 0214 Special ed vision therapy	<input type="checkbox"/> 147 Admin alternative education
<input type="checkbox"/> 0106 Admin public relations/information	<input type="checkbox"/> 0215 Special ed guidance counselor	<input type="checkbox"/> 148 Admin independent study
<input type="checkbox"/> 0107 Admin staff personnel services	<input type="checkbox"/> 0216 Special ed psychologist	<input type="checkbox"/> 149 Admin physical education
<input type="checkbox"/> 0108 Admin pupil personnel services	<input type="checkbox"/> 0217 Special ed parent counseling/training	<input type="checkbox"/> 150 Admin proficiency/competency
<input type="checkbox"/> 0109 Admin program evaluation/research	<input type="checkbox"/> 0218 Special ed nurse	<input type="checkbox"/> 151 Admin region/area
<input type="checkbox"/> 0110 Admin staff development	<input type="checkbox"/> 0219 Special ed social worker	<input type="checkbox"/> 152 Admin integration/desegregation
<input type="checkbox"/> 0111 Admin food services	<input type="checkbox"/> 0220 Special ed recreation therapy	<input type="checkbox"/> 153 Admin government relations/legal services
<input type="checkbox"/> 0112 Admin data processing	<input type="checkbox"/> 0221 Special ed diagnostic staff	<input type="checkbox"/> 154 Admin work management services

D. Credentials/NCLB

- Step 1. Complete as much information as possible. SAVE

Search List Staff Info Job Class / Assignments **Credentials / NCLB** Employment Notifications Dashboard

Add staff picture **Marianna Higgins** Staff Number: 123234380 Contact Phone:
 73890 Highway 70 Gender: F Work E-Mail: bailey@schoolpathways.com
 Portola, CA 95122 Job Classification: Teacher

Add / Edit Credential

Type of Credential: -- CHOOSE --

Credential/Matches List:
30 DAY SUB DESIGNTD SUB VOICED

Or, search for credential description by keyword / partial word (2 characters minimum to search):

Associated Education Degree: -- CHOOSE --
 (for reporting purposes only)

Name on Credential: Last Name: First Name:

Document Number:

Last effective date: (MM/DD/YYYY) - Leave blank if credential never expires.

Original issue date: (MM/DD/YYYY)

Authorized Teaching Areas (What does this credential let the staff member teach?)

- Step 2. On Credentials/NCLB tab choose Edit NCLB Status. Check the courses the teacher is qualified to teach. Set how they are qualified to teach. Set how they are qualified. You can set all at the same time by using the fields at the top. SAVE

E. Staff Login

- Step 1. Admin»Settings»Security»Security Choose Define Users

Recent Pages

Admin Reports 'Schools' Teachers Portal Help

Security Administration in milestone

List of Publicly Available Pages Lists the pages which are available to be viewed by the public.	Define Users Define users, place users into security groups or edit their login information.
Staff Information List of staff members.	Automated Setup for Logins/Passwords Create and email account information to selected users.
Define Security Groups Create and manage security groups.	Deletion Log Searches for records of deletions within a logfile and lists them.

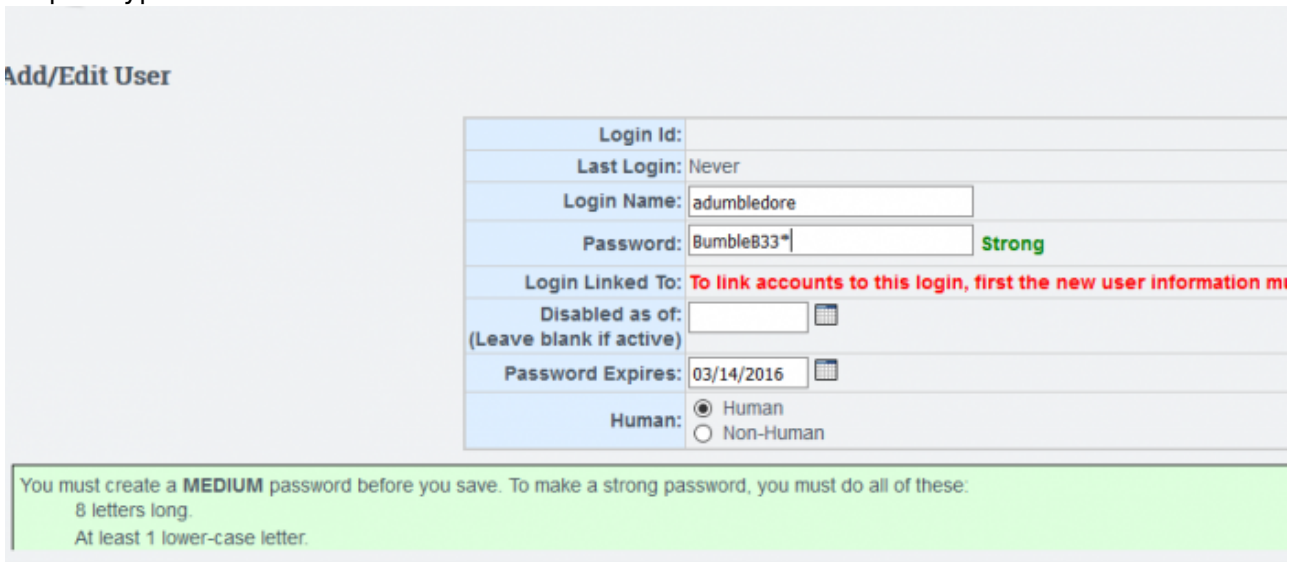
Student Logins / Users
 Manage Student Login Accounts


Parent Logins / Users
 Manage Parent Login Accounts

- Step 2. Click Add New User



- Step 3. Type in the first initial and last name of the new staff member for the Username



- Step 4. Choose a simple password by following the instructions on that page. We typically enter a simple password to get the staff member started in the system as they will be required to set a new password on first access to the system. SAVE
- Step 5. Back on the list of staff names, click on the “Unlinked Accounts” button, click UPDATE then find the new staff member in the list. Click on the **Login Name** to access the login details page.
- Step 6. Click on the EDIT LINK TO icon 
- Step 7. Find the staff member’s name in the list on the right. Click on the green circle button next to the staff member’s name. This links the staff member’s file to the login. If there is a not matching name, steps A and B have not been completed.

From:

<https://schoolpathways.com/knowledgebase/> - **School Pathways Knowledge Base**

Permanent link:

<https://schoolpathways.com/knowledgebase/doku.php?id=plsis:creatingnewstaff>

Last update: **2018/09/07 23:52**