

[admin](#), [transcripts](#), [course catalog](#), [a-g](#), [webinar wednesday](#)

A-G Requirement Tracking

UNIVERSITY
OF
CALIFORNIA

A-G
Course List

[2017-02-01_10.05_a-g_requirements_auto-tracking_in_the_sis.mp4](#)

1. Ability to Auto-Track a-g Requirements

Key Points to Remember:



- A-G Requirements b, c, f, and g will be auto-determined by the SIS
- A-G Requirements a, d, and e require human interaction
- Students must make a “C” or better in an ag course for it to count.


The ag subject requirements (15 courses) can now be tracked somewhat automatically in the SIS. While all courses of study will be auto-tracked, **requirements a, d and e listed below require human interaction to determine whether or not the requirement has actually been fulfilled:**

- **History/social science (“a”)** – Two years, including one year of world history, cultures and historical geography and one year of U.S. history, or one-half year of U.S. history and one-half year of American government or civics.
 - **World History;** Cultures and Historical geography
 - **U.S. History**
 - OR
 - ½ year of US History
 - ½ year of American Government OR Civics
- **Laboratory science (“d”)** – Two years of laboratory science providing fundamental knowledge in at least two of the three disciplines of biology, chemistry and physics.
 - 2 years of Lab science in at least 2 of the 3 disciplines: Biology, Chemistry and Physics
- **Language other than English (“e”)** – Two years of the same language other than English or equivalent to the second level of high school instruction.
 - 2 years of the same Foreign Language

2. Checking your Course Catalog & Establishing the ag modifier in manually-input Transcripts

Check your Course Catalog to be sure you have you A-G courses identified properly.

- All your school's A-G courses are registered with the state. If you don't know what A-G Courses your school supports, go to <https://hs-articulation.ucop.edu/agcourselist#/list/search/institution> and look up your school's courses. These are A-G courses you should be supporting in your current Course Catalog.



Be Aware: As of Spring 2016, CALPADS no longer accepts a "G" identifier for an ag elective course. CALPADS now requires a 2-letter designation for an Elective course.
For Example, a Technology/Computing course would now be a "GO" designation

- To quickly identify all the Courses you currently have identified as A-G in the Course Catalog, re-sort by the AG column.

A screenshot of a course catalog table. The table has columns for Course Code, Version, Name, State Code, CTE, AG, and Curriculum Category. A blue arrow points to the AG column. The table contains several rows of course data.

Course Code	Version	Name	State Code	CTE	AG	Curriculum Category
2200-1	2	German 1A	2200	No	GE	Foreign Language
2603-CL	2	Biology w/Lab	2603	No	GD	Life Science
5705-1 ENG	2	Computer-aided Drafting/Design A	5705	Yes	G	Electives
4600-2 FIN	2	Accounting B	4600	Yes	G	Electives
2671-1	2	A-g Chemistry A AP	2671	No	D	Physical Science
2655-2	2	Anatomy and	2655	Sec	D	Physical Science

- When setting the Edit for a course in the catalog, do not pick A-G State Univ. Requirement Met

UNLESS this is definitely an A-G course. For example: if this only a cp course you would be misreporting A-G to the state if you chose A-G State Univ. Requirement Met. A cp course is not the same as an ag course. A-G is more powerful than just cp. (It is possible however have a course that is both ag & cp.)

- If you did not pick A-G previously when you should have, OR if you have picked A-G State Univ. Requirement Met - and forgotten to also check the ag radial button - you can now go into the Edit Course area of the Course Catalog....

All	Course Code	Version	Name	State Code	CTE	AG	Crds	Trans Category	Curriculum Category	NCLB	IS	Reported to State	Distance	Non Std Level	Sections	Edit
<input type="checkbox"/>	2427	4	Integ Math III	2427	No		5	Math	Mathematics	N	N	Y	N	No	0	Edit Course
<input type="checkbox"/>	2427p	3	Integ Math III P	2427	No	C	5	Math	Electives	Y	N	Y	N	No	8	Edit Course

- ...and make sure the **A-G State Univ. Requirement Met** is chosen (or chose it) then click **SAVE**

- If the ag modifier was not chosen, you will see the box below appear. Make the appropriate choices and click SAVE again. All your changes will be made and the ag modifier will automatically be set.

When manually entering Transcript information follow these steps

- When a student transfers into your school with A-G courses on his/her Transcripts you must do 2 things to reflect A-G data in the SIS:
 1. Check the ag modifier when manually entering in course &
 2. Choose the appropriate A-G College Requirement

Both of these steps are required to pull A-G data into the SIS.

Schoolyear: 2011 - 2012 Gradelevel: 09
 School: Portola High School Internal Term: Semester 1 (Fall)
 Insert before: 11 - 12, Semester 2 (Spring) School Type: High School

Accepted Grade Values

Row	Mods	Alt	Course Name	Grade	CrdAtt	CrdEm	Course Category
1	ae ap h ag pf		English 9A	A-	5	5	English
2			Algebra 1A				Algebra 1
3			Physical Geography A				Physical Science
4			Health				Health

Course Code: State: College Req: Matched Course: -- Select --

- (A) History/Social Science
- (B) English
- (C) Mathematics**
- (D) Laboratory Science
- (E) Language other than English (i.e., foreign languages and American Sign Language)
- (F) Visual and Performing Arts
- (G) College Preparatory Elective
- (GA) History/Social Science Elective
- (GB) English Elective

3. The A-G Student Tab

On the **Student Dashboard** page click on the **Transcript** tab. You will see a new **A-G** tab appear. Click on the A-G tab to see a student's individualized A-G Report.

Admin Reports Learning Centers Teachers Portal Help Type to quick page find

Search List Registration Enrollment Support Staff IS Staff Assoc Discipline Classes Med Special Programs/Accomm TOMS Sports/Clubs Tests Transcripts

Cume Profile Dashboard

Transcripts CTE **A-G** Transcript Requirement Waivers

Jacob Blom - A-G Requirements Page

123 Imaginary St Portola, CA 55555 555-555-5555	Grade 12	Local ID 78705	Student Statewide ID 395993832	Race White	Age 18
Gender M	Date of Birth 05/04/1998	Hispanic or Latino? No	Enroll Start 07/18/2016	Parent(s) Kenneth Blom Carolyn Blom	Staff Gruber, Amy

Print

Key
 Pending
 Completed

A-G Requirements Review (Total Credits Required minimum 150 across all areas listed below)	Current total A-G Credits: (minus pending credits)	0/150
a History/Social Science:	Semester	Grade
		0/20

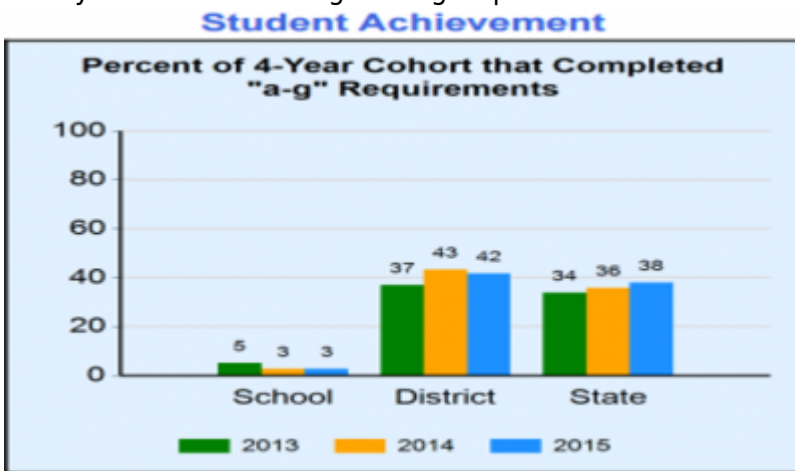
Remember: a, d and e will need human interaction to determine if the requirements have actually been met. **Clicking on the blue text** in any of these ag areas will display the State definition indicating what fulfills the requirement to help you make your decision.

c	Algebra 2-P	2013 - 2014	A	5.00
c	Algebra 2-P	2013 - 2014	A-	5.00
c	a-g Pre-Calculus	Semester 1 (Fall) 2014 - 2015	A-	5.00
c	a-g Pre-Calculus	Semester 2 (Spring) 2014 - 2015	B	5.00
c	MATH 124 - Intermediate Algebra - Butte College	Semester 1 (Fall) 2015 - 2016	A	16.50
c	MATH 20 - Trigonometry - Butte College	Semester 2 (Spring) 2015 - 2016	A	10.00
d	Laboratory Science: 2 years (meeting subject requirements) Two years of laboratory science providing fundamental knowledge in at least two of the three disciplines of biology, chemistry and physics. o 2 years of Lab science in at least 2 of the 3 disciplines: Biology, Chemistry and Physics	Semester	Grade	15/20
Requirements met? No. Set to: <input type="button" value="Yes"/> <input type="button" value="No"/>				
d	Biology-P	2013 - 2014	A-	5.00
d	a-g Chemistry	Semester 1 (Fall) 2014 - 2015	A	5.00
d	a-g Chemistry	Semester 2 (Spring) 2014 - 2015	A	5.00
			-	
e	Language other than English: 2 years (meeting subject requirements)	Semester	Grade	20/20
Requirements met? Unknown, please set. Set to: <input type="button" value="Yes"/> <input type="button" value="No"/>				
e	Spanish 1 D	2013 - 2014	A	5.00

4. The New a-g Requirements Report

[Reports>Transcripts>A-G Summary]

In the **LCFF State Priorities Snapshot**, the State tracks how many 4-year Cohort seniors graduated from your school meeting the a-g requirements.



As a result schools want to start tracking in 9th grade the number of high school students who are on-track with their a-g requirements. Our A-G Summary Report allows counselors and advisors to view students and whether or not they are on-track.

Referencing the Screenshot below:

Drilling down on the A-G Met column (at the end of the report) will provide access to a Students individual A-G Requirements Page. This allows an advisor or counselor to address subjects with yellow indicators as those subjects require human determination of eligibility.

The earlier in a Student’s High School career ag requirements are addressed the better chance that graduating seniors will meet all ag goals by the end of their 12th grade year.

Local ID	Student Name	Grade Level	Enroll Date	Exit Date	"a" Social Studies (20 Credits) ?	"b" English (40 Credits) ?	"c" Mathematics (30 Credits) ?	"d" Laboratory Science (20 Credits) ?	"e" Foreign Language (20 Credits) ?	"f" VAPA (10 Credits) ?	"g" College Preparatory Elective (10 Credits) ?	A-G Met ?
45667	Allen, Dylan	12	08/27/2007	Current	20/20	30/40	20/30	10/20	20/20	0/10	10/10	No
67450	Beck, Evan	12	08/19/2013	Current	25/20	45/40	20/30	20/20	10/20	0/10	0/10	No
68187	Breidinger, Kaira	12	08/24/2015	Current	0/20	15/40	10/30	0/20	10/20	0/10	0/10	No
67420	Brownfield, Landon	12	08/19/2013	Current	25/20	35/40	30/30	40/20	20/20	0/10	0/10	No
67108	Coito, Brittany	12	08/20/2012	Current	25/20	35/40	30/30	20/20	10/20	10/10	5/10	No
67107	Coito, Vincent	10	08/20/2012	Current	15/20	15/40	15/30	15/20	0/20	0/10	0/10	No
47226	Gaurthop, Matthew	10	08/27/2007	Current	0/20	10/40	10/30	10/20	0/20	0/10	0/10	No
68576	Goodwin, Kelsey	10	01/26/2010	Current	0/20	15/40	5/30	10/20	5/20	15/10	5/10	No
67914	Hall, Natane	12	09/24/2014	Current	25/20	35/40	30/30	15/20	10/20	15/10	10/10	No
67809	Hutton, Savannah	11	10/24/2011	Current	15/20	25/40	5/30	25/20	5/20	0/10	0/10	No
58345	Kincheke, Jacob	9	07/01/2008	Current	0/20	5/40	5/30	5/20	0/20	0/10	0/10	No
68111	Long, Jacob	10	06/25/2015	Current	0/20	10/40	0/30	10/20	0/20	10/10	0/10	No
68703	Love, Shannon	12	08/23/2010	Current	30/20	35/40	20/30	15/20	20/20	10/10	5/10	No
68196	Mazariegos, Umanah	12	09/15/2015	Current	15/20	15/40	10/30	5/20	15/20	0/10	0/10	No

5. Exhibit A: The a-g Subject Requirements (15 courses)

- **History/social science (“a”)** – Two years, including one year of world history, cultures and historical geography and one year of U.S. history, or one-half year of U.S. history and one-half year of American government or civics.
 - **World History**; Cultures and Historical geography
 - **U.S. History**
 - OR
 - ½ year of US History
 - ½ year of American Government OR Civics
- **English (“b”)** – Four years of college preparatory English that integrates reading of classic and modern literature, frequent and regular writing, and practice listening and speaking.
 - **4 years of English**
- **Mathematics (“c”)** – Three years of college-preparatory mathematics that include or integrate the topics covered in elementary and advanced algebra and two- and three-dimensional geometry.
 - **3 years of Mathematics**
- **Laboratory science (“d”)** – Two years of laboratory science providing fundamental knowledge in at least two of the three disciplines of biology, chemistry and physics.
 - **2 years of Lab science in at least 2 of the 3 disciplines: Biology, Chemistry and Physics**
- **Language other than English (“e”)** – Two years of the same language other than English or equivalent to the second level of high school instruction.
 - **2 years of the same Foreign Language**
- **Visual and performing arts (“f”)** – One year chosen from dance, music, theater or the visual arts.
 - **1 year of VAPA**
- **College-preparatory elective (“g”)** – One year chosen from the “a-f” courses beyond those used to satisfy the requirements above, or courses that have been approved solely in the

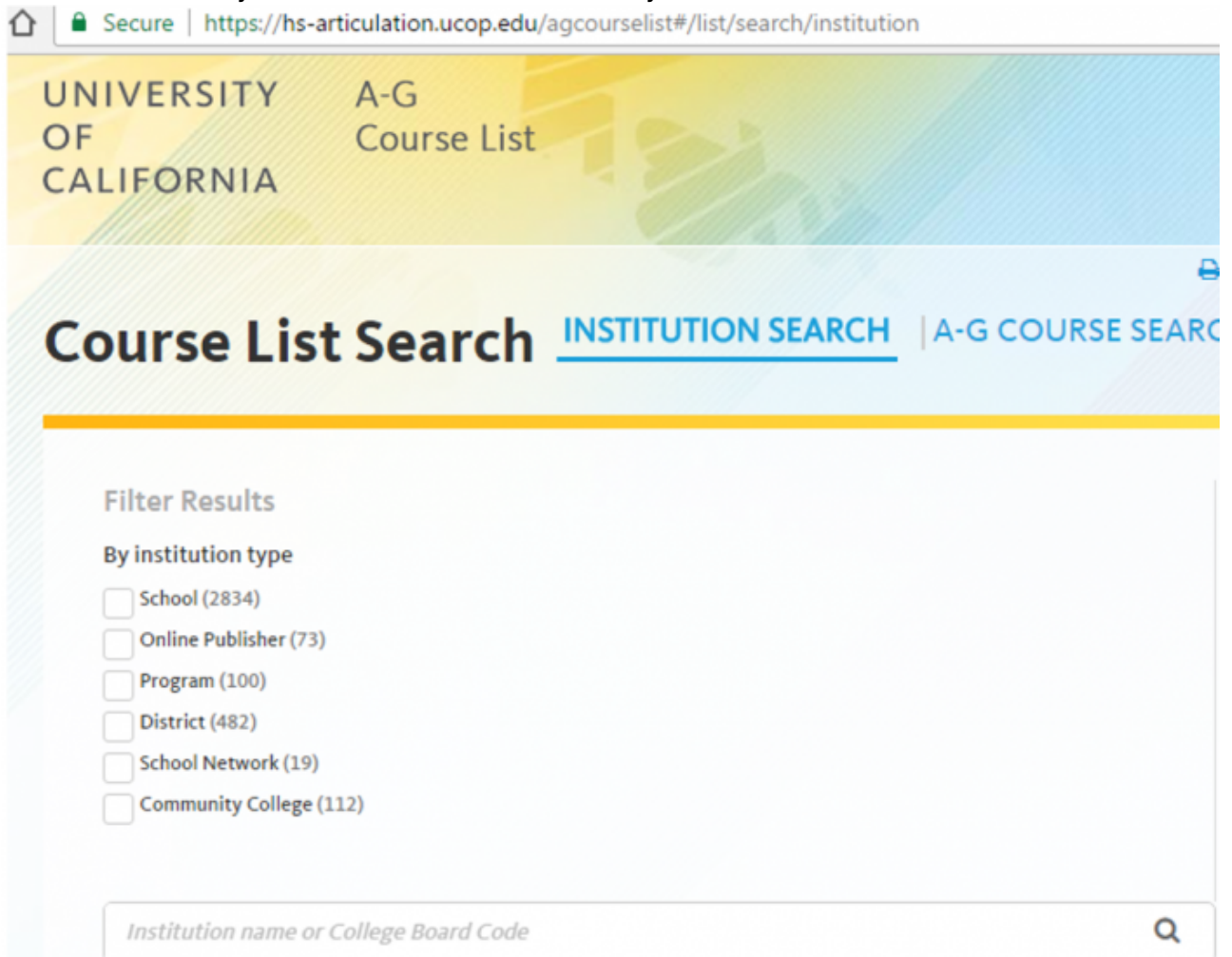
elective area.

- **1 year of an a-g Elective**

FAQs

1. **QUESTION: Where can I go to see a list of all the a-g Courses our school has registered with the UC/CSU system?**

ANSWER: To find the list of the a-g Courses your school has registered with the UC/CSU system go to: <https://hs-articulation.ucop.edu/agcourselist#/list/search/institution>
Enter the name of your school and hit enter to see your current list of courses.

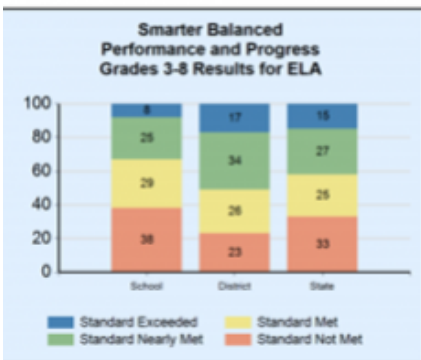
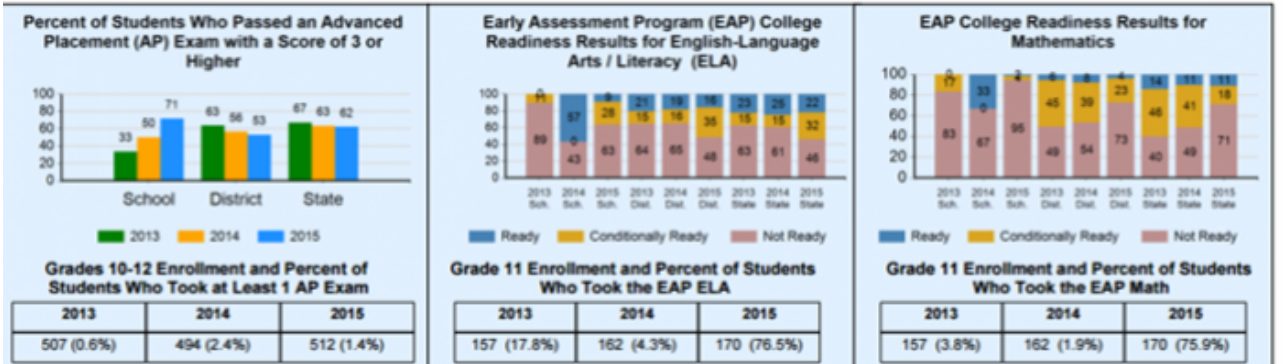
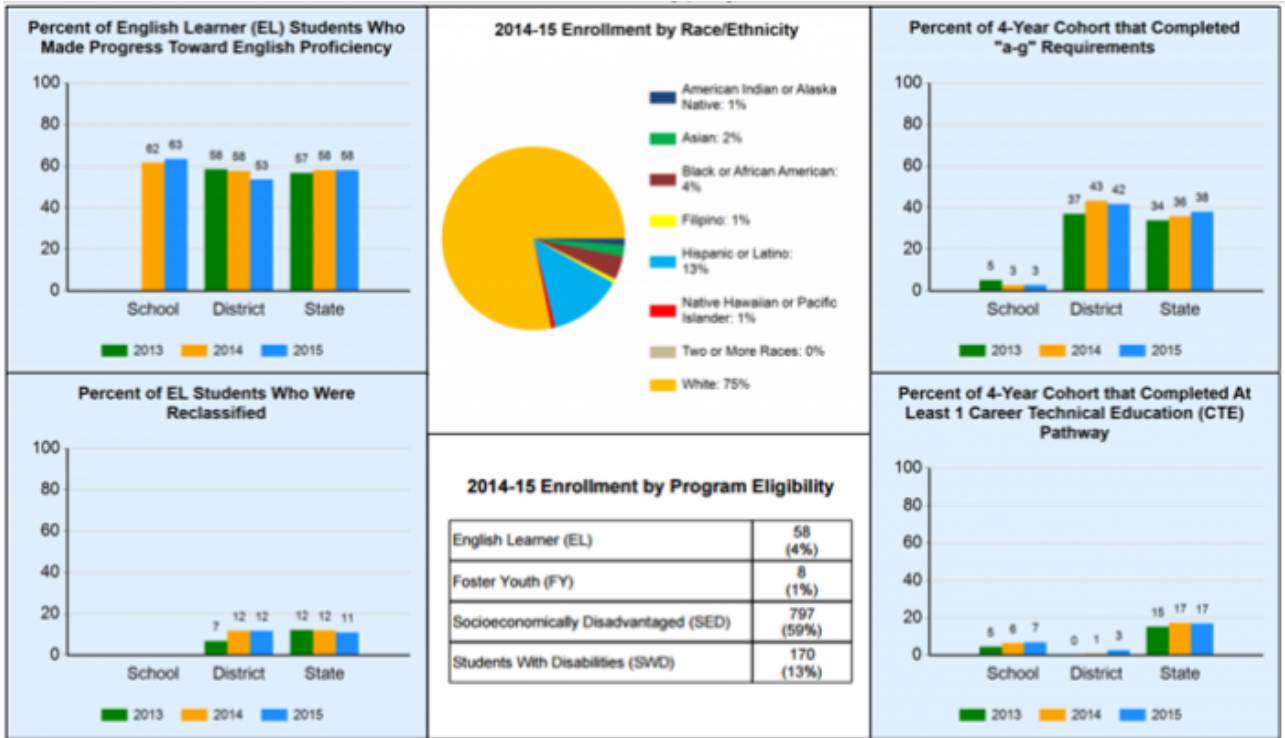


2. **QUESTION: Where can I go to see a comprehensive list of the exact a-g Subject Requirements?**

ANSWER: Go to <http://www.ucop.edu/agguide/a-g-requirements/index.html>

3. **QUESTION: You mentioned the LCFF State Priorities Snapshot for all schools. Where can I find that?**

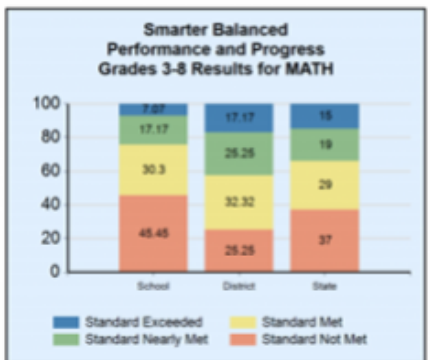
ANSWER: Go to <http://ias.cde.ca.gov/lcffreports/> . Enter the name of your school and "Submit". On the next page click on the School LCFF State Priorities Snapshot

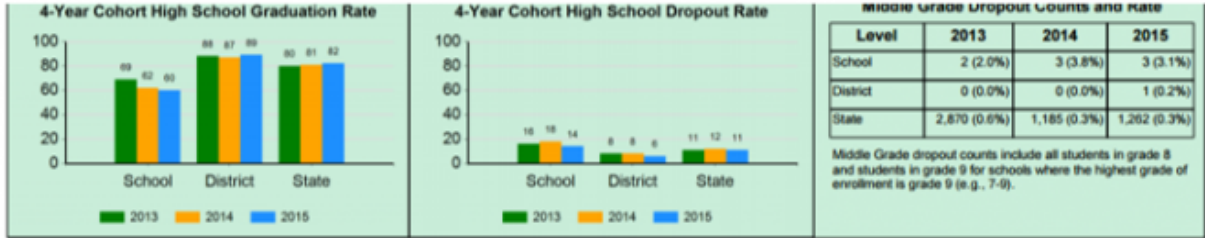


Note: The first administration of the Smarter Balanced Assessments in ELA and mathematics occurred in the spring of 2015. Therefore, only one year of Smarter Balanced data are available.

All grade eleven students who participate in the Smarter Balanced Assessments receive EAP results.

For grade eleven, the Smarter Balanced EAP results are contained in the EAP tables. "Ready" on the EAP is equivalent to scoring "Standard Exceeded" on Smarter Balanced. Similarly, "Conditionally Ready" on the EAP is "Standard Met" and "Not Ready" on the EAP is "Standard Nearly Met" or "Standard Not Met" on Smarter Balanced.





School Climate

Number and Percent of Students Suspended				Number and Percent of Students Expelled			
Level	2013	2014	2015	Level	2013	2014	2015
School	1 (0.1%)	2 (0.1%)	1 (0.1%)	School	0 (0.00%)	0 (0.00%)	0 (0.00%)
District	358 (3.5%)	306 (3.7%)	321 (3.2%)	District	13 (0.13%)	8 (0.08%)	0 (0.00%)
State	329,370 (5.1%)	279,383 (4.4%)	243,603 (3.8%)	State	8,266 (0.13%)	6,611 (0.10%)	5,692 (0.09%)

Current law requires local educational agencies to annually update their local control and accountability plans (LCAPs), which contain approximately 26 data elements. The State Priorities Snapshot provides three years of data for those elements where state-level data are available. However, not all measures have three years of data. For example, foster youth data are only available for 2014 and 2015; therefore, only two years of foster youth data are displayed where applicable.

There are three main areas emphasized in the State Priorities Snapshot: Student Achievement, Student Engagement, and School Climate. The year identified in the charts refer to the end of the academic school year. For example, the year "2014" represents data for the 2013–14 academic school year.

For detailed information on each data element, including calculations methods, please view the Glossary at <http://www.cde.ca.gov/snapshot>.

From: <https://schoolpathways.com/knowledgebase/> - **School Pathways Knowledge Base**

Permanent link: https://schoolpathways.com/knowledgebase/doku.php?id=plsis:ag_requirement_tracking&rev=1486590261

Last update: **2017/02/08 21:44**