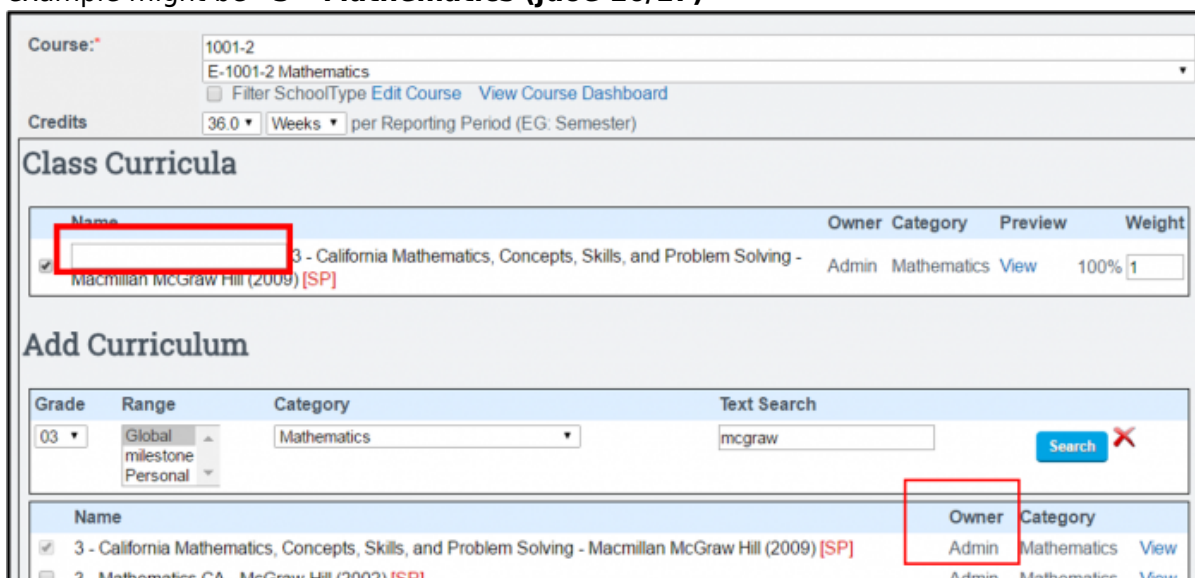


[pls](#), [cms](#), [curriculum](#), [gradebook](#), [custom curriculum](#), [pls classes](#)

Master Curriculum - Saving Grade Book Assignments to Create

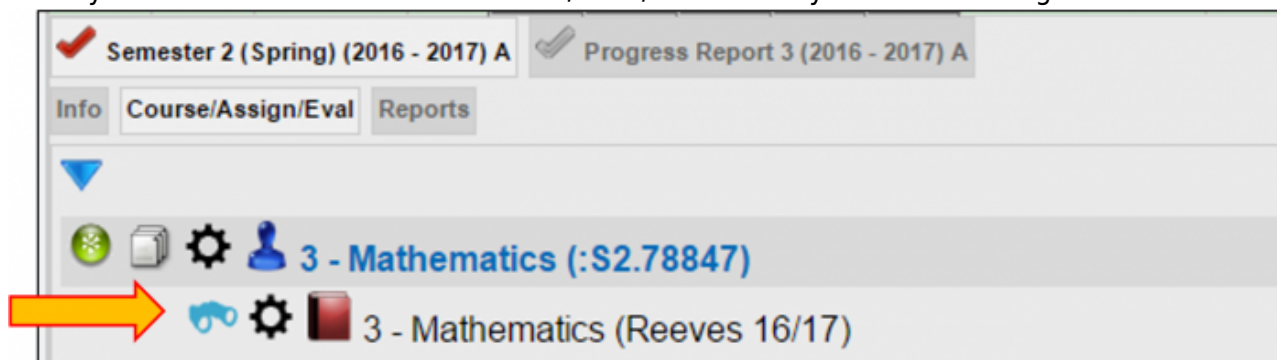
You can add assignments to your grade book throughout a semester or year and then save those assignments as a master curriculum in a few easy steps.

- Only curriculum that you OWN can be altered. Make sure you've designated the curriculum as yours to allow for future copying.
 - a. When you choose a curriculum for a class, if you are not the owner, you must rename it.
 - Rename it with something that signifies who you are and when you created it. An example might be **"3 - Mathematics (jdoe 16/17)"**



- Any assignments made in the grade book will be available later in your personal curriculum. These assignments can come from the original curriculum or from custom assignments you've made. Only assignments actually assigned will be available in this new curriculum.

1. Go to your PLS roster and find the student/class/ curriculum you've been using.






2. To the left of the curriculum name, click on the binoculars.
3. Then click to "Export Class As Curriculum."













Gradebook Settings				
Physical Education		Course Code: IS1001-12	Section: S1.78698	No displayed regular schedule has been defined for this class
PLS	School Year: 2013 - 2014	Start: 07/15/2013	Transcript Code: 1001	
Room:	Reporting Period: Progress Report 1, Other First Term, Semester 1 (Fall)	Finish: 01/10/2014	Credits: 18 Weeks	
Selected LP:	2 (08/12/2013-09/06/2013)			
Start (inherited from Selected LP):	08/12/2013 MM/DD/YYYY			
Finish (inherited from Selected LP):	09/06/2013 MM/DD/YYYY			
Export Class As Curriculum				

4. Rename the curriculum (again) if desired and set the category and grade levels. Other fields are optional. Common Core standards are in the grouping labeled CA 2015.

SITE HOME	ADMINISTRATION	CLASSES	TEACHER PAGES	BLUEMOUSE	PARENTS - STUDENTS	HELP	LOG OUT
Add/Edit Course Curriculum Properties							
Name*	HS - Guide to Good Food - Goodheart-Wilcox (2008)						
Category*	Electives						
Curriculum Code* (Not state transcript)	(Leave blank to suggest a curriculum code)						
Grade Levels*	<input type="checkbox"/> UU <input type="checkbox"/> AD <input type="checkbox"/> US <input type="checkbox"/> UE <input type="checkbox"/> IN <input type="checkbox"/> TD <input type="checkbox"/> TK <input type="checkbox"/> PS <input type="checkbox"/> KN <input type="checkbox"/> 01 <input type="checkbox"/> 02 <input type="checkbox"/> 03 <input type="checkbox"/> 04 <input type="checkbox"/> 05 <input type="checkbox"/> 06 <input type="checkbox"/> 07 <input type="checkbox"/> 08 <input type="checkbox"/> 09 <input type="checkbox"/> 10 <input type="checkbox"/> 11 <input type="checkbox"/> 12						
Creator/Owner	Reeves, LeAnn						
Text (Description)							
Hide Course	<input type="checkbox"/>						
<input type="button" value="Go Back"/> <input type="button" value="Continue"/>							

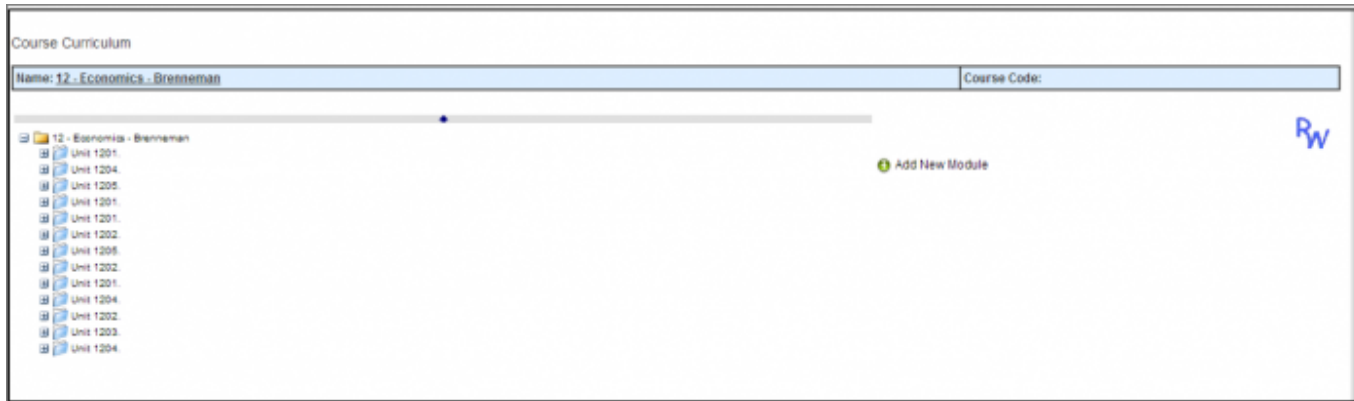
5. Click Continue

6. Uncheck any assignments , objectives , and/or standards  you **do NOT** want imported into your master curriculum.

Import PLS Curriculum	
Class	Brenneman, Kathleen - Food and Nutrition A Class ID: 14079 Curriculum: HS - Guide to Good Food - Goodheart-Wilcox (2008)
Show Assignments	
<input checked="" type="checkbox"/>	Assignments
<input checked="" type="checkbox"/>	 THE IMPORTANCE OF FOOD - HOW FOOD AFFECTS LIFE; THE HISTORY OF FOOD; MAKING CHOICES ABOUT FOODS; FOOD MEETS PHYSICAL NEEDS; CULTURAL INFLUENCES ON FOOD CHOICES; SOCIAL INFLUENCES ON FOOD CHOICES; PSYCHOLOGICAL INFLUENCES ON FOOD CHOICES; FACTORS THAT AFFECT THE FOOD SUPPLY.
<input checked="" type="checkbox"/>	 READ: Cultural Influences on Food Choices on pp. 20-21.
<input checked="" type="checkbox"/>	 * Explain how the search for food led to the development of civilization, use the steps of the decision-making process to make food choices.
<input checked="" type="checkbox"/>	 COMPLETE: Chapter 1 Review on pp. 31-32.
<input checked="" type="checkbox"/>	 READ: Factors That Affect the Food Supply on pp. 26-30.
<input checked="" type="checkbox"/>	 READ: Psychological Influences on Food Choices on p. 26.
<input checked="" type="checkbox"/>	 READ: Social Influences on Food Choices on pp. 21-26.
<input checked="" type="checkbox"/>	 * Describe how food relieves hunger and improves wellness; outline cultural, social, and psychological influences on food choices; list factors that affect the food supply.
<input checked="" type="checkbox"/>	 READ: Chapter 1 - How Food Affects Life on pp. 16-17.
<input checked="" type="checkbox"/>	 READ: The History of Food on p. 17.
<input checked="" type="checkbox"/>	 READ: Making Choices About Foods on pp. 17-18.
<input checked="" type="checkbox"/>	 READ: Food Meets Physical Needs on pp. 18-19.

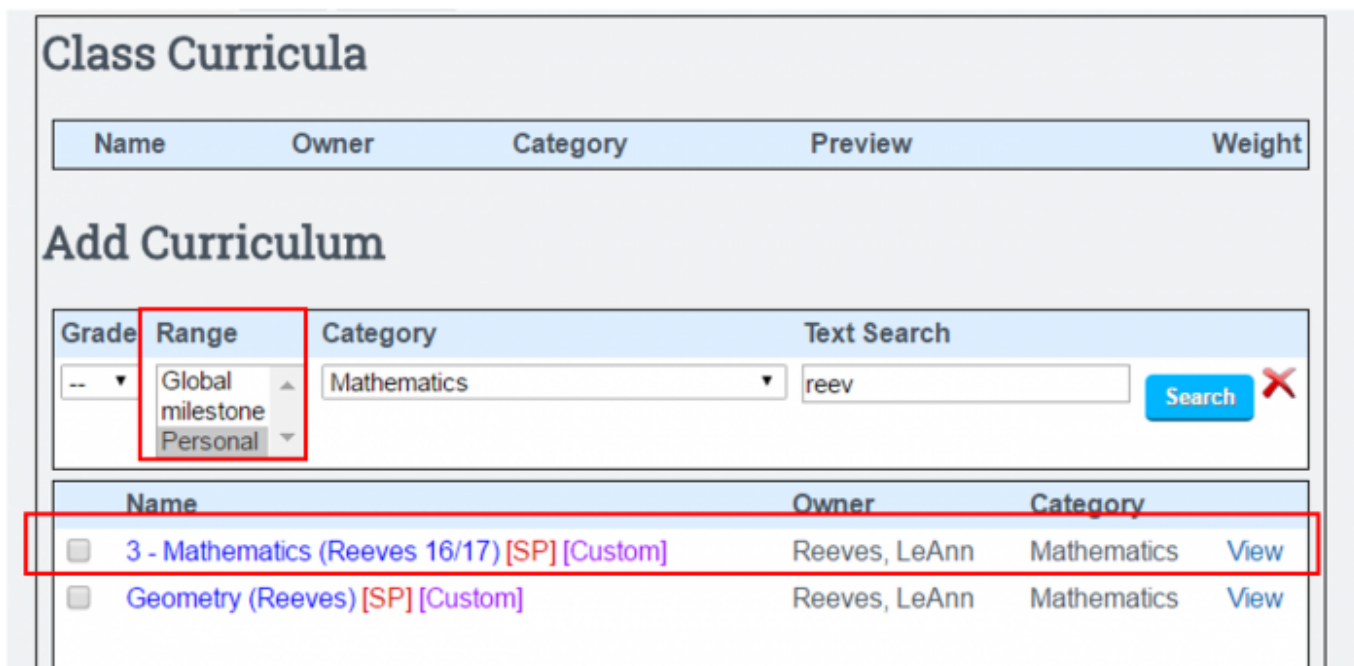
7. Click **“Import Selected Assignments”**

Your curriculum is shown as modules. Click on any + sign to open a module.



Your saved curricula can be found in **Teachers>Manage Curricula**.

Curriculum will be available to attach to classes in the usual method in either the school or personal categories.



From: <https://schoolpathways.com/knowledgebase/> - **School Pathways Knowledge Base**

Permanent link: https://schoolpathways.com/knowledgebase/doku.php?id=pls:master_curriculum_from_assigned

Last update: **2018/01/19 19:40**